

KANTER





**SONDER-WERKZEUGHALTER
SPECIAL TOOLHOLDERS
PORTEOUTILS SPECIAUX
PORTAUTENSILI SPECIALI
СПЕЦИАЛЬНЫЕ РЕЗЦЕДЕРЖАТЕЛИ**





SPECIAL TOOLHOLDERS / PORTAUTENSILI SPECIALI

GILDEMEISTER TOOLHOLDERS

PORTAUTENSILI GILDEMEISTER

Pag. 335-345

MORI SEIKI TOOLHOLDERS

PORTAUTENSILI MORI-SEIKI

Pag. 346-351

OKUMA TOOLHOLDERS

PORTAUTENSILI OKUMA

Pag. 352-365

NAKAMURA TOME TOOLHOLDERS

PORTAUTENSILI NAKAMURA

Pag. 366-369

DOOSAN PUMA TOOLHOLDERS

PORTAUTENSILI DEWOO PUMA

Pag. 370-372



SPECIAL TOOLHOLDERS / PORTAUTENSILI SPECIALI

MAZAK TOOLHOLDERS

PORTAUTENSILI MAZAK

Pag. 373-374

WFL TOOLHOLDERS

PORTAUTENSILI WFL

Pag. 375

TAKISAWA TOOLHOLDERS

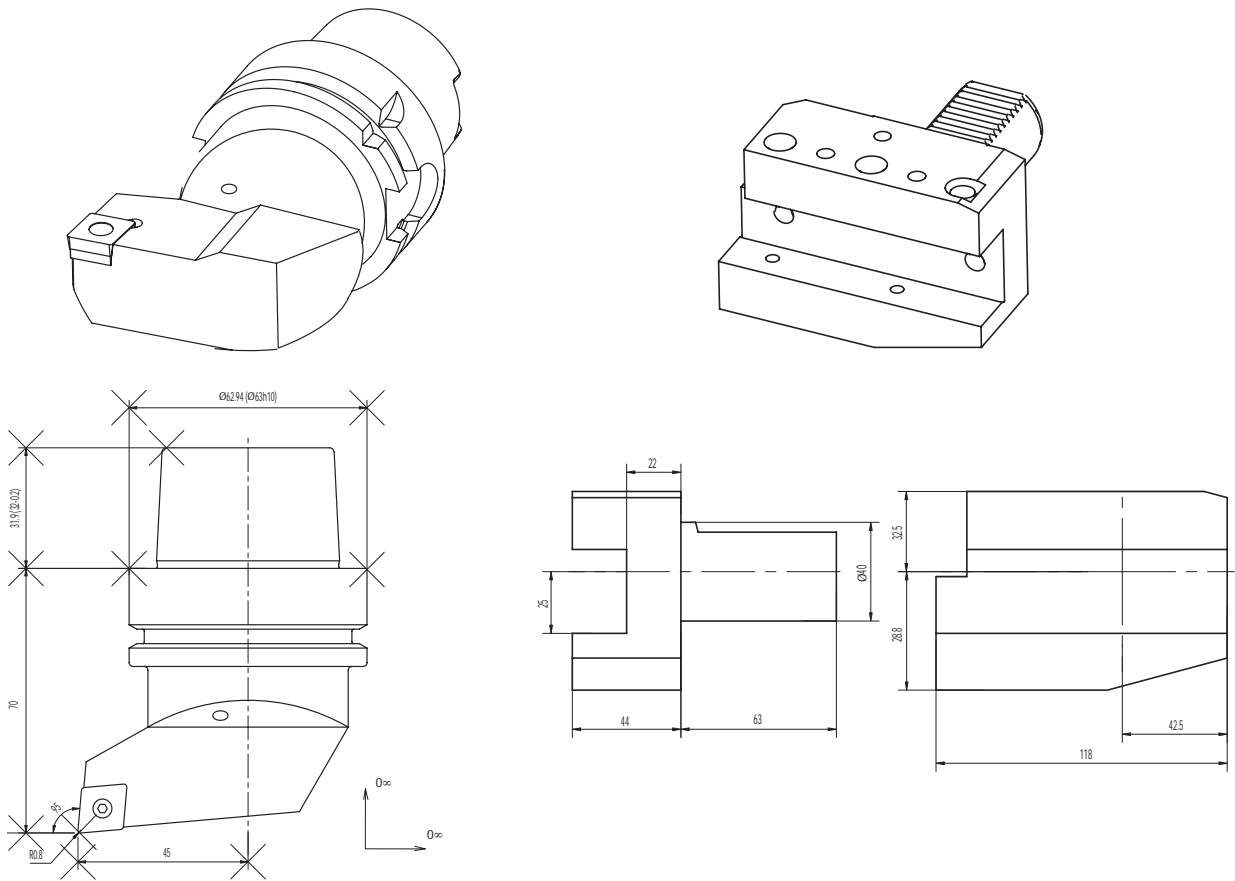
PORTAUTENSILI TAKISAWA

Pag. 376

YOU JI TOOLHOLDERS

PORTAUTENSILI YOU JI

Pag. 377



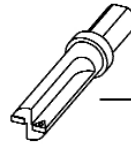
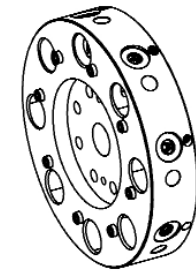
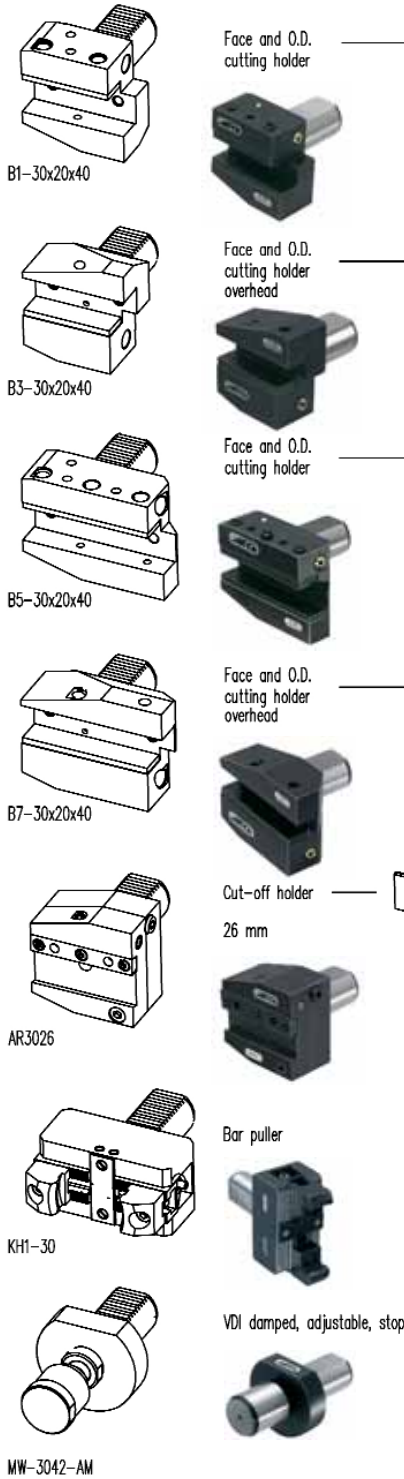
Auf Anfrage sind Dispositionszeichnungen im dxf Format mit entsprechenden Massen verfügbar.
On request we can send you general layouts in dxf format with the relative dimensions.
Sur demande les dessins d'avant-projet en format dxf sont disponibles avec les relatives cotes.
Sono disponibili a richiesta i disegni di massima in formato dxf con relative quote di ingombro.

GILDEMEISTER

(VDI30)

CTX 210/310/410 V3/V1 - CTX 320/420 V3
 CTX Alpha 300/500 V3
 CTX Beta 500/800/1250 V3 (option)
 CTV 160

AXIAL TURRET



Qualified tool
 20x20 mm

ACCESSORIES



E2-115

Boring bar sleeve $\varnothing 25$ mm

- 115-62574 ($\varnothing 8$ mm)
- 115-62575 ($\varnothing 10$ mm)
- 115-62576 ($\varnothing 12$ mm)
- 115-62577 ($\varnothing 16$ mm)
- 115-62578 ($\varnothing 20$ mm)

Boring bar sleeve $\varnothing 32$ mm

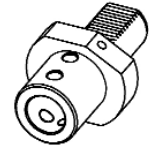
- 165-63223 ($\varnothing 8$ mm)
- 165-63224 ($\varnothing 10$ mm)
- 165-63225 ($\varnothing 12$ mm)
- 165-63226 ($\varnothing 16$ mm)
- 165-63227 ($\varnothing 20$ mm)
- 165-63228 ($\varnothing 25$ mm)

Boring bar sleeve $\varnothing 40$ mm

- 165-64075 ($\varnothing 8$ mm)
- 165-64076 ($\varnothing 10$ mm)
- 165-64077 ($\varnothing 12$ mm)
- 165-64078 ($\varnothing 16$ mm)
- 165-64079 ($\varnothing 20$ mm)
- 165-64080 ($\varnothing 25$ mm)
- 165-64081 ($\varnothing 32$ mm)

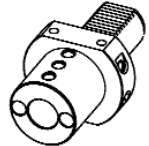
Toolholder for insert drill

- E1-30x06WN ($\varnothing 6$ mm)
- E1-30x08WN ($\varnothing 8$ mm)
- E1-30x10WN ($\varnothing 10$ mm)
- E1-30x12WN ($\varnothing 12$ mm)
- E1-30x16 ($\varnothing 16$ mm)
- E1-30x20 ($\varnothing 20$ mm)
- E1-30x25 ($\varnothing 25$ mm)
- E1-30x32 ($\varnothing 32$ mm)
- E1-30x40 ($\varnothing 40$ mm)



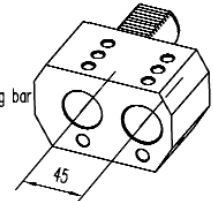
Toolholder for boring bar

- E2-30x6 ($\varnothing 6$ mm)
- E2-30x8 ($\varnothing 8$ mm)
- E2-30x10 ($\varnothing 10$ mm)
- E2-30x12 ($\varnothing 12$ mm)
- E2-30x16 ($\varnothing 16$ mm)
- E2-30x20 ($\varnothing 20$ mm)
- E2-30x25 ($\varnothing 25$ mm)
- E2-30x32 ($\varnothing 32$ mm)
- E2-30x40 ($\varnothing 40$ mm)



Double holder for boring bar

E7-30x25 ($\varnothing 25$ mm)



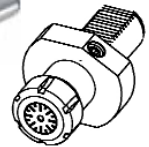
Toolholder with cylindrical shank

137-00041 ($\varnothing 40$ mm/HSK50A+C)



Collet chuck

- E4-30x16 (ER16)
- E4-30x20 (ER20)
- E4-30x25 (ER25)
- E4-30x32 (ER32)
- E4-30x40 (ER40)



Drilling chuck

- KS2-30-13 ($\varnothing 1$ - $\varnothing 13$ mm)
- KS2-30-16 ($\varnothing 3$ - $\varnothing 16$ mm)

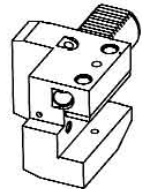


GILDEMEISTER

(VDI30)

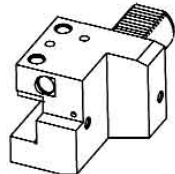
CTX 310/410 V4/V6 - CTX 320 V4/V6
 CTX 420 V4/V6 (option) - CTX Alpha 300 V4
 CTX Alpha 500 V 4/V6
 CTX Beta 500/800/1250 V4/V6 (option)
 TWIN 42/65/102
 SPRINT 65/50

RADIAL TURRET



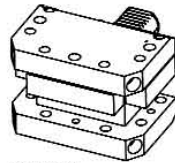
C1-30x20x70

Face and O.D. cutting holder



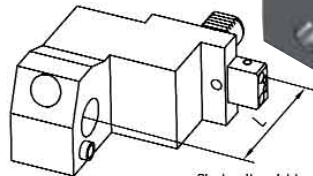
C2-30x20x70

Face and O.D. cutting holder



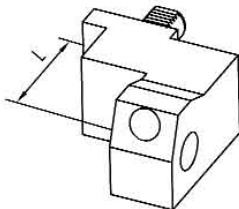
113-53003

Face and O.D. cutting holder



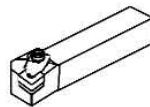
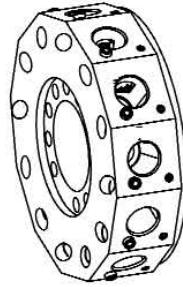
115-53015 (L=85)
115-53017 (L=100)

Single site, right



115-53016 (L=85)
115-53018 (L=100)

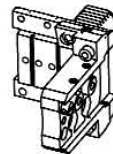
Single site, left



Qualified tool
20x20 mm

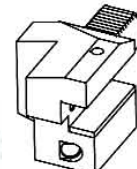


Cut-off holder
26 mm



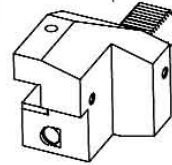
117-53001

Face and O.D. cutting holder overhead

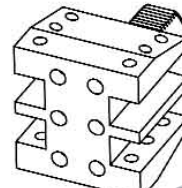


C3-30x20x70

Face and O.D. cutting holder overhead



C4-30x20x70

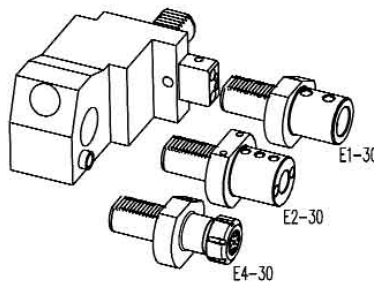


112-13013

Face and O.D. cutting holder



VDI30/VDI30 ADAPTORS

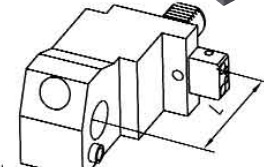


E1-30

E2-30

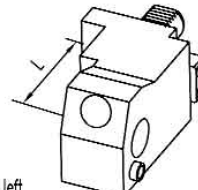
E4-30

Single site, right



115-53019 (L=85)
115-53021 (L=100)

Single site, left

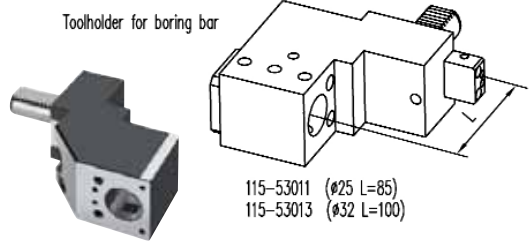
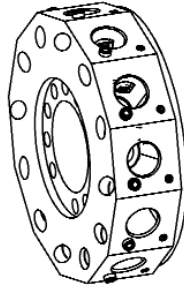
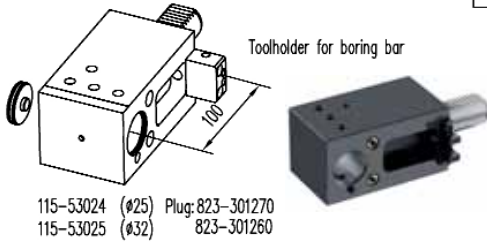


115-53020 (L=85)
115-53022 (L=100)

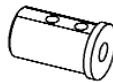
GILDEMEISTER (VDI30)

CTX310/410 V4/V6 - CTX 320 V4/V6
 CTX420 V4/V6 (option) - CTX Alpha 300 V4
 CTX Alpha 500 V4/V6
 CTX Beta 500/800/1250 V4/V6 (option)
 TWIN 42/65/102
 SPRINT 65/50

RADIAL TURRET



ACCESSORIES

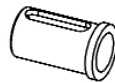
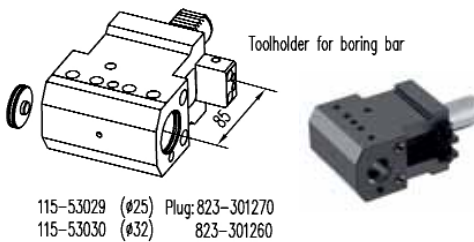
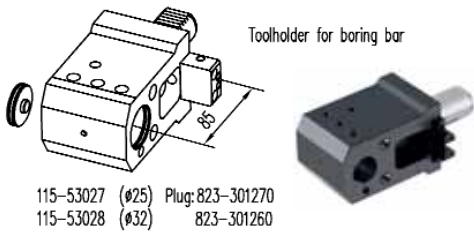


Boring bar sleeve ø25 mm

165-62519 (ø6 mm)
 165-62520 (ø8 mm)
 165-62521 (ø10 mm)
 165-62522 (ø12 mm)

Boring bar sleeve ø32 mm

165-63301 (ø6 mm)
 165-63302 (ø8 mm)
 165-63303 (ø10 mm)
 165-63304 (ø12 mm)

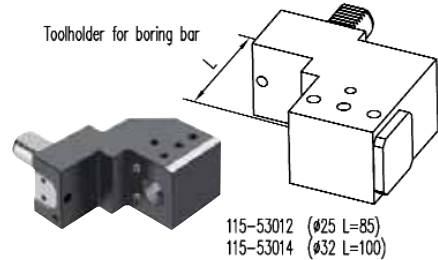


Boring bar sleeve ø25 mm

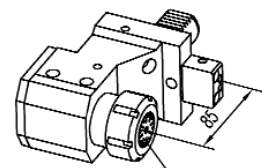
165-62523 (ø16 mm)
 165-62524 (ø20 mm)

Boring bar sleeve ø32 mm

165-63305 (ø16 mm)
 165-63306 (ø20 mm)
 165-63307 (ø25 mm)



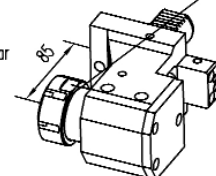
Toolholder for boring bar and collet chuck



115-53001 (ø32/ER32)

Cylindrical collet chuck 264-35185

Toolholder for boring bar and collet chuck

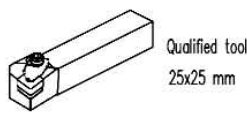
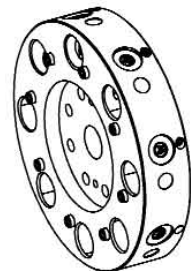
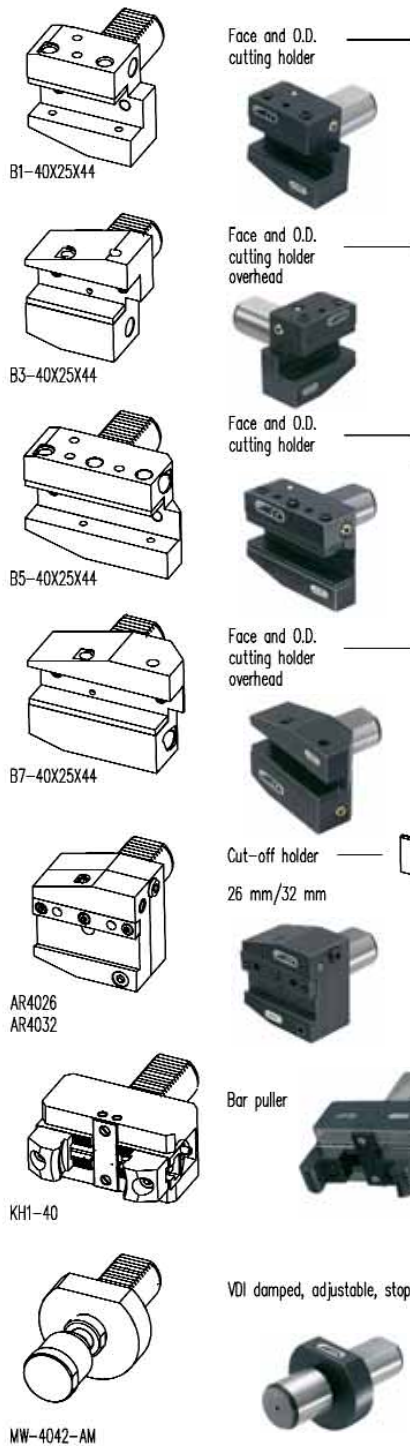


115-53010 (ø32/ER32)

GILDEMEISTER (VDI40)

CTX410 V3 (option)
 CTX510 V3/V4
 CTX420 V3 (option)
 CTX520 V3/V4
 CTX Beta 500/800/1250 V3/V4
 CTX Gamma 1250/2000 V3/V4 (option)

AXIAL TURRET



ACCESSORIES

Boring bar sleeve \varnothing 25 mm

- 115-62579 (\varnothing 8 mm)
- 115-62580 (\varnothing 10 mm)
- 115-62581 (\varnothing 12 mm)
- 115-62582 (\varnothing 16 mm)
- 115-62583 (\varnothing 20 mm)

Boring bar sleeve \varnothing 32 mm

- 165-63223 (\varnothing 8 mm)
- 165-63224 (\varnothing 10 mm)
- 165-63225 (\varnothing 12 mm)
- 165-63226 (\varnothing 16 mm)
- 165-63227 (\varnothing 20 mm)
- 165-63228 (\varnothing 25 mm)

Boring bar sleeve \varnothing 40 mm

- 165-64082 (\varnothing 8 mm)
- 165-64083 (\varnothing 10 mm)
- 165-64084 (\varnothing 12 mm)
- 165-64085 (\varnothing 16 mm)
- 165-64086 (\varnothing 20 mm)
- 165-64087 (\varnothing 25 mm)
- 165-64088 (\varnothing 32 mm)

Toolholder for insert drill

- E1-40x06WN (\varnothing 6 mm)
- E1-40x08WN (\varnothing 8 mm)
- E1-40x10WN (\varnothing 10 mm)
- E1-40x12WN (\varnothing 12 mm)
- E1-40x16 (\varnothing 16 mm)
- E1-40x20 (\varnothing 20 mm)
- E1-40x25 (\varnothing 25 mm)
- E1-40x32 (\varnothing 32 mm)
- E1-40x40 (\varnothing 40 mm)
- E1-40x50 (\varnothing 50 mm)

Toolholder for boring bar

- E2-40x6 (\varnothing 6 mm)
- E2-40x8 (\varnothing 8 mm)
- E2-40x10 (\varnothing 10 mm)
- E2-40x12 (\varnothing 12 mm)
- E2-40x16 (\varnothing 16 mm)
- E2-40x20 (\varnothing 20 mm)
- E2-40x25 (\varnothing 25 mm)
- E2-40x32 (\varnothing 32 mm)
- E2-40x40 (\varnothing 40 mm)
- E2-40x50 (\varnothing 50 mm)

Double holder for boring bar

E7-40x32 (\varnothing 32 mm)

Toolholder for boring bar

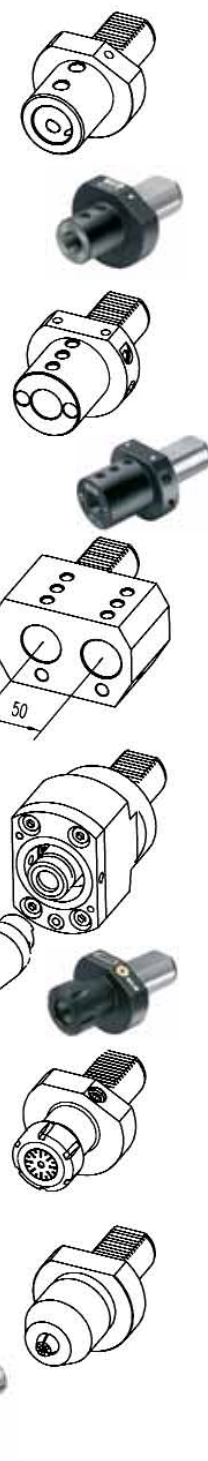
118-04013 (HSK63A+C)

Collet chuck

- E4-40x20 (ER20)
- E4-40x25 (ER25)
- E4-40x32 (ER32)
- E4-40x40 (ER40)

Drilling chuck

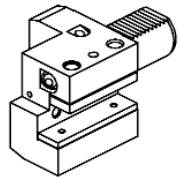
- KS2-40-13 (\varnothing 1- \varnothing 13 mm)
- KS2-40-16 (\varnothing 3- \varnothing 16 mm)



GILDEMEISTER (VDI40)

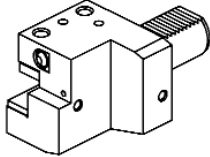
CTX410 V4/V6 (option) - CTX420 V4/V6
 CTXBeta 500/800/1250 V6
 TWIN42/65/102 RG2 - GMX250/300/400/500
 SPRINT65 (option)

RADIAL TURRET



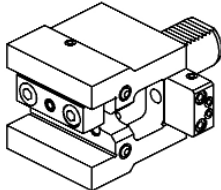
C1-40x25x85

Face and O.D.
cutting holder



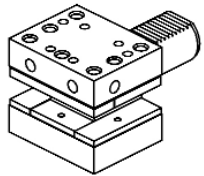
C2-40x25x85

Face and O.D.
cutting holder



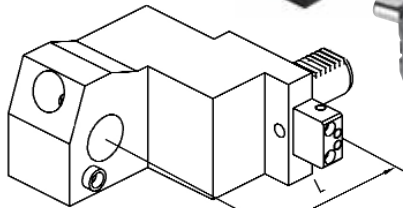
111-14035

Face and O.D.
cutting holder



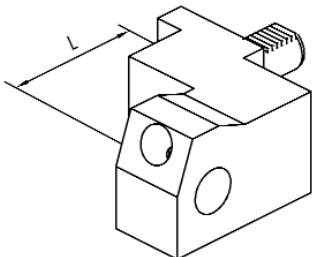
D1-40x25

Face and O.D.
cutting holder



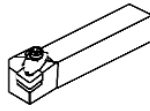
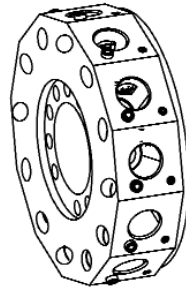
115-54139 (L=100)
115-54141 (L=120)

Single site, right

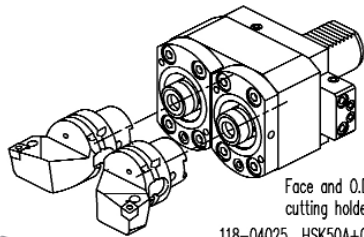


115-54140 (L=100)
115-54142 (L=120)

Single site, left

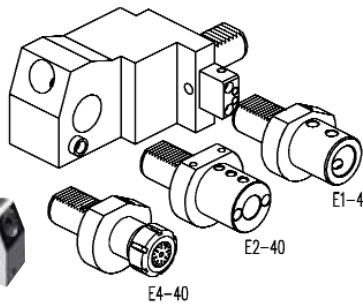


Qualified tool
25x25 mm



Face and O.D.
cutting holder
118-04025 HSK50A+C

VDI40/VDI40 ADAPTORS

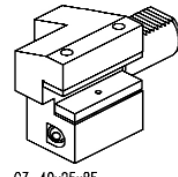


E1-40

E2-40

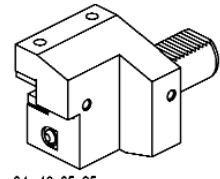
E4-40

Face and O.D.
cutting holder



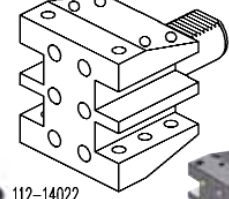
C3-40x25x85

Face and O.D.
cutting holder



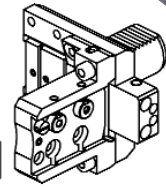
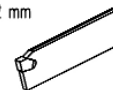
C4-40x25x85

Face and O.D.
cutting holder

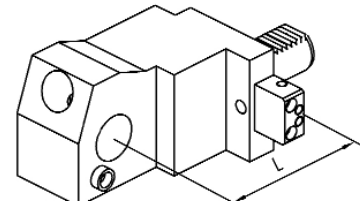


112-14022

Cut-off holder
32 mm

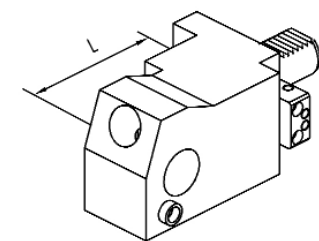


117-54006



Single site, right

115-54143 (L=100)
115-54145 (L=120)



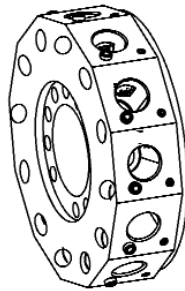
Single site, left

115-54144 (L=100)
115-54146 (L=120)

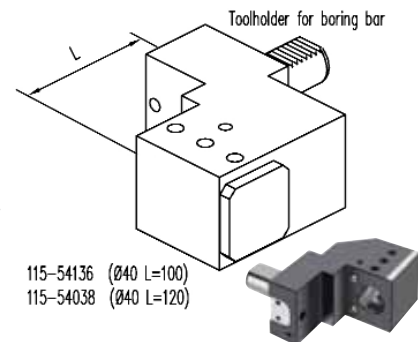
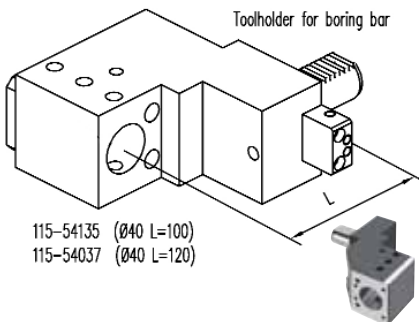
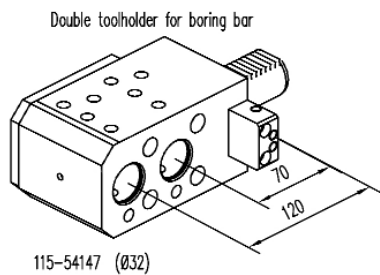
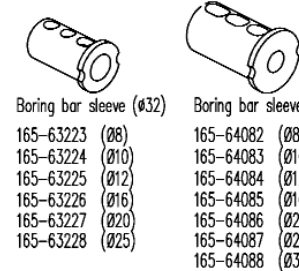
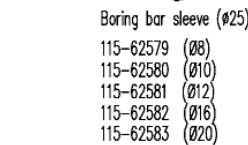
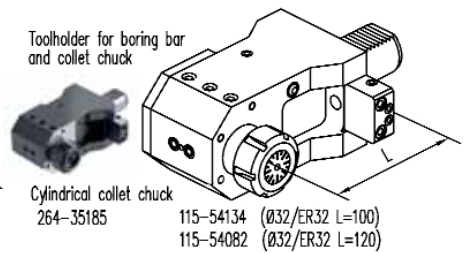
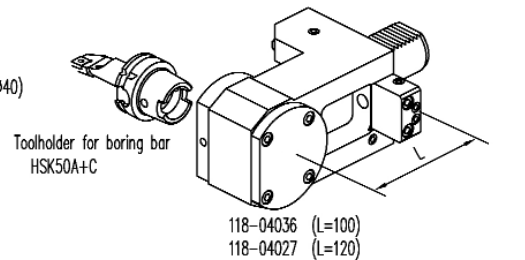
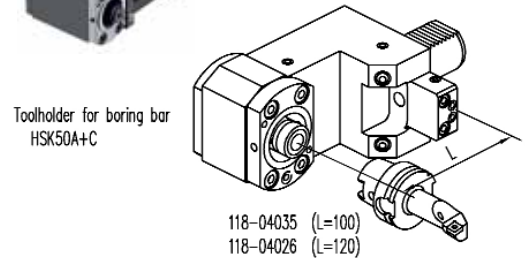
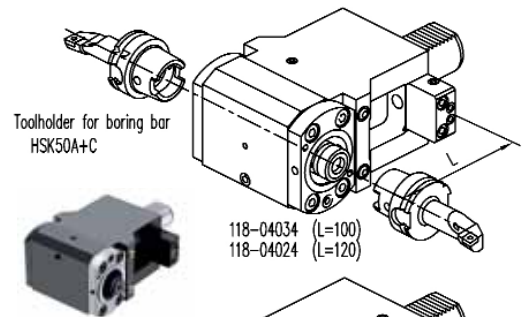
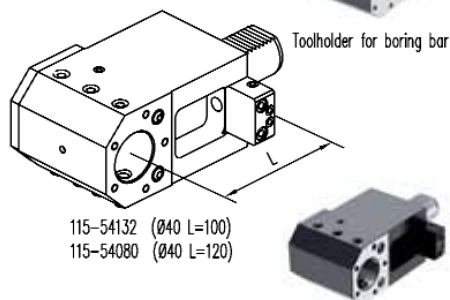
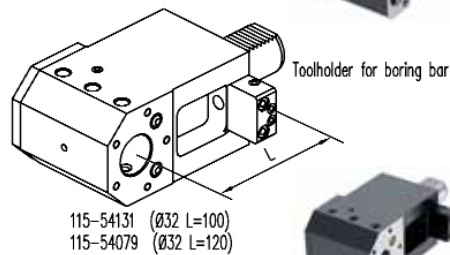
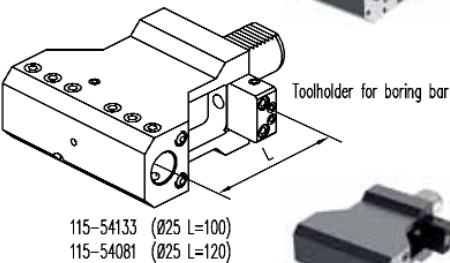
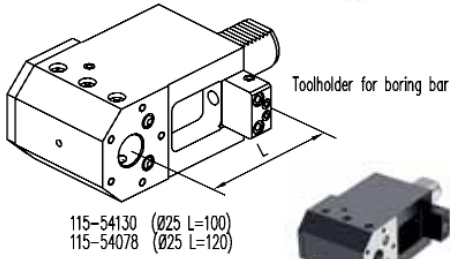
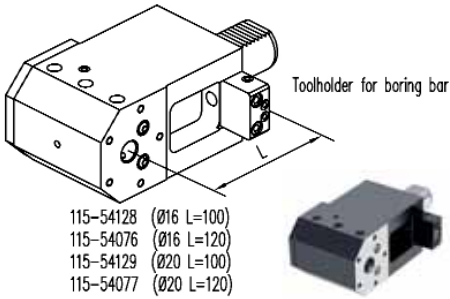
GILDEMEISTER (VDI40)

CTX410 V4/V6 (option) - CTX420 V4/V6
 CTXBeta 500/800/1250 V4/V6
 TWIN42/65/102 RG2 - GMX250/300/400/500
 SPRINT65 (option)

RADIAL TURRET




ACCESSORIES




GILDEMEISTER (VDI50)

CTX620 V3/V4/V1 CTX Gamma 1250/2000 V3/V4 CTV400


AXIAL TURRET



Face and O.D. cutting holder




Face and O.D. cutting holder overhead



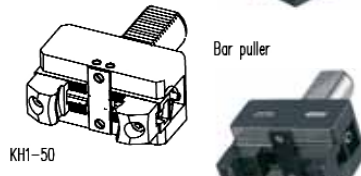
Face and O.D. cutting holder




Face and O.D. cutting holder overhead



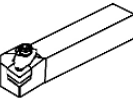
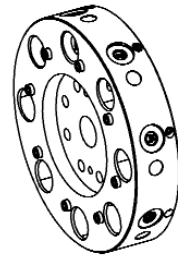
Cut-off holder
26 mm/32 mm



Bar puller



VDI damped, adjustable, stop bar



ACCESSORIES

Boring bar sleeve $\varnothing 25$ mm

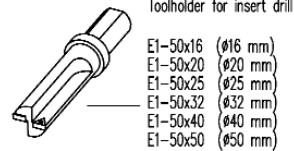
- 115-62584 ($\varnothing 8$ mm)
- 115-62585 ($\varnothing 10$ mm)
- 115-62586 ($\varnothing 12$ mm)
- 115-62587 ($\varnothing 16$ mm)
- 115-62588 ($\varnothing 20$ mm)

Boring bar sleeve $\varnothing 32$ mm

- 165-63229 ($\varnothing 8$ mm)
- 165-63230 ($\varnothing 10$ mm)
- 165-63231 ($\varnothing 12$ mm)
- 165-63232 ($\varnothing 16$ mm)
- 165-63233 ($\varnothing 20$ mm)
- 165-63234 ($\varnothing 25$ mm)

Boring bar sleeve $\varnothing 40$ mm

- 165-64082 ($\varnothing 8$ mm)
- 165-64083 ($\varnothing 10$ mm)
- 165-64084 ($\varnothing 12$ mm)
- 165-64085 ($\varnothing 16$ mm)
- 165-64086 ($\varnothing 20$ mm)
- 165-64087 ($\varnothing 25$ mm)
- 165-64088 ($\varnothing 32$ mm)



- E1-50x16 ($\varnothing 16$ mm)
- E1-50x20 ($\varnothing 20$ mm)
- E1-50x25 ($\varnothing 25$ mm)
- E1-50x32 ($\varnothing 32$ mm)
- E1-50x40 ($\varnothing 40$ mm)
- E1-50x50 ($\varnothing 50$ mm)

Toolholder for boring bar

- E2-50x12 ($\varnothing 12$ mm)
- E2-50x16 ($\varnothing 16$ mm)
- E2-50x20 ($\varnothing 20$ mm)
- E2-50x25 ($\varnothing 25$ mm)
- E2-50x32 ($\varnothing 32$ mm)
- E2-50x40 ($\varnothing 40$ mm)
- E2-50x50 ($\varnothing 50$ mm)

Double holder for boring bar

- E7-50x32 ($\varnothing 32$ mm L=50 mm)
- E7-50x50 ($\varnothing 50$ mm L=68 mm)

Toolholder for boring bar
118-05006 (HSK63A+C)

Collet chuck

- E4-50x25 (ER25)
- E4-50x32 (ER32)
- E4-50x40 (ER40)

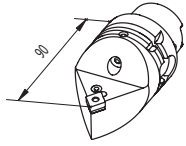
Drilling chuck

- KS2-50-13 ($\varnothing 1$ - $\varnothing 13$ mm)
- KS2-50-16 ($\varnothing 3$ - $\varnothing 16$ mm)

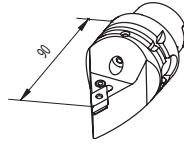
GILDEMEISTER GMX400 - GMX300 - GMX250

ATC Turret (HSK63T)

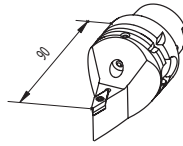
ICTM STANDARD



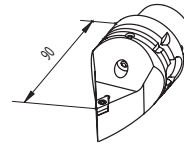
H63APCMNR12-90



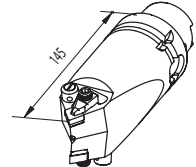
H63APDNNR15-90



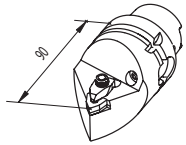
H63ASVVCN16-90



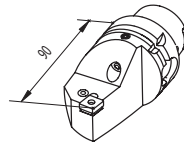
H63ASDNCN11-90



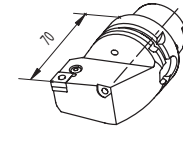
H63ADCM12DDM15-L145



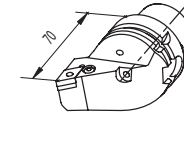
H63ADWMNR08-90



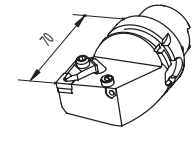
H63APCBNR12-90



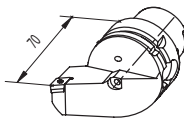
H63APCLNL/R12



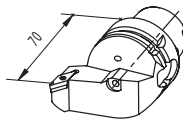
H63APDJNL/R15



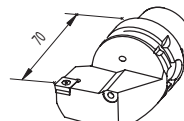
H63ADCLNL/R12



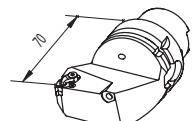
H63ASDJCL/R11




H63ASVJBL/R16



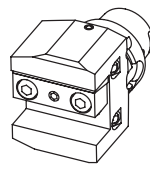
H63ASCLCL/R12



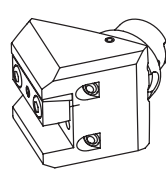
H63ATHL/R16



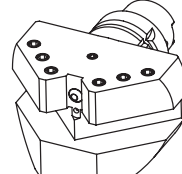
141-11408 32/25



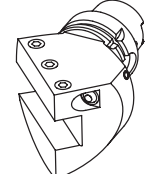
141-11406 25x25 mm



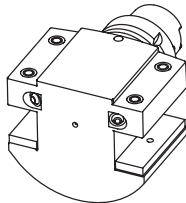
141-11405 25x25 mm



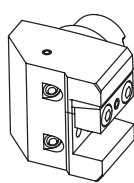
141-11409 25x25 mm



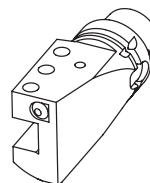
141-11407 (left) 25x25 mm
141-21401 (right)



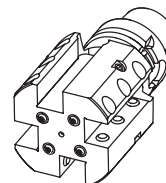
142-11405 32/25
142-11406 32/25



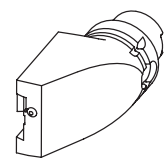
142-11402 25x25 mm



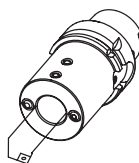
142-21401 (left) 25x25 mm
142-11403 (right)



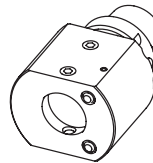
142-21404 20x20 mm (right)
142-21403 20x20 mm (left)



147-51405 (26mm, left)
147-51406 (26mm, right)
147-51407 (32mm, left)
147-51408 (32mm, right)



145-21404 (Ø12)
145-21406 (Ø16)
145-21408 (Ø20)
145-21409 (Ø25)
145-21410 (Ø32)
145-21411 (Ø40)



145-21412 Ø40 mm

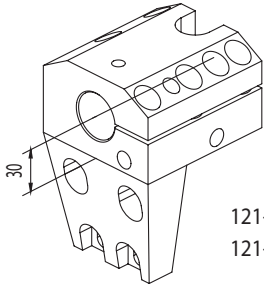


165-64124 (Ø10 mm)
165-64125 (Ø12 mm)
165-64126 (Ø16 mm)
165-64127 (Ø20 mm)

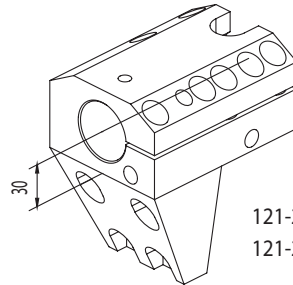


165-64128 (Ø25 mm)
165-64129 (Ø32 mm)

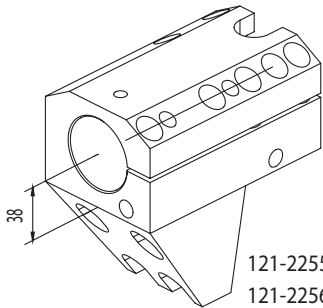
GILDEMEISTER CTX510



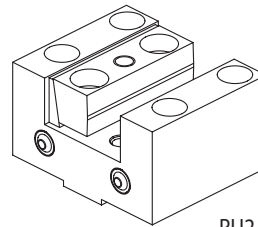
121-22551 Ø32H7
121-22566 Ø31.75H7(1.25")



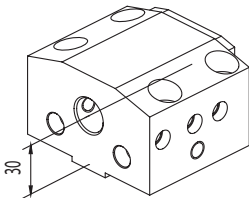
121-22552 Ø40H7
121-22567 Ø38.1H7(1.5")



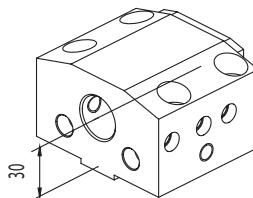
121-22558 Ø50H7
121-22564 Ø50.8H7(2")



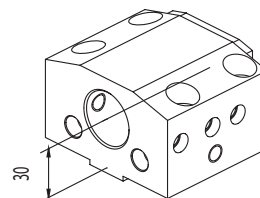
PU2-25-25



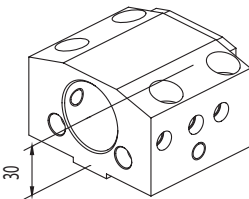
PU1-25-20 Ø20H7



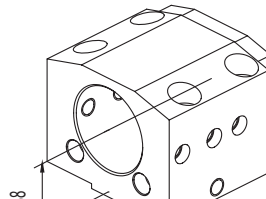
PU1-25-25 Ø25H7



PU1-25-32 Ø32H7
PU1-25-1.25" Ø31.75H7

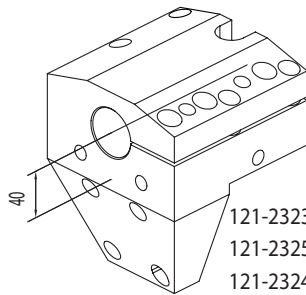


PU1-25-40 Ø40H7
PU1-25-1.5" Ø38.1H7

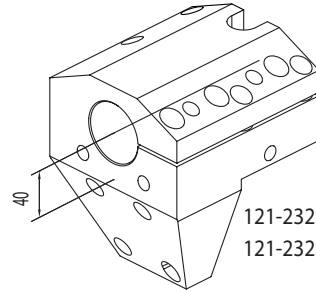


PU1-25-50 Ø50H7

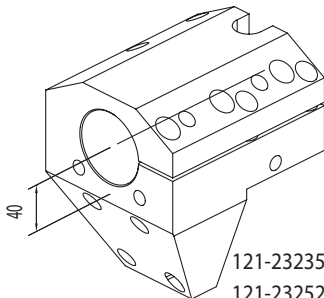
GILDEMEISTER CXT620



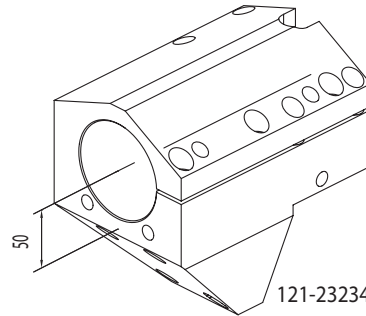
121-23239 Ø40H7
121-23253 Ø31,75H7(1,25")
121-23240 Ø38,1H7(1,5")



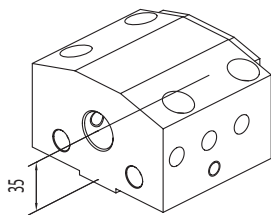
121-23236 Ø50H7
121-23250 Ø50,8H7(2")



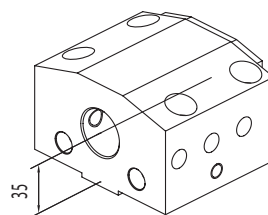
121-23235 Ø60H7
121-23252 Ø57,15H7(2,25")
121-23248 Ø63,5H7(2,5")



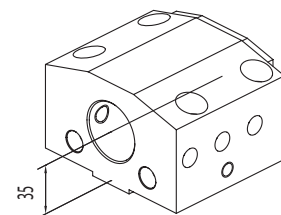
121-23234 Ø80H7
121-23254 Ø76,2H7(3")



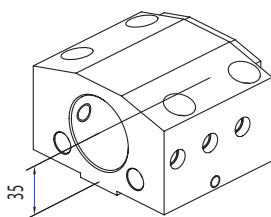
PU1-32-25 Ø25H7



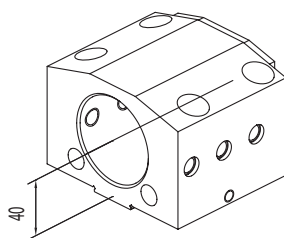
PU1-32-32 Ø32H7
PU1-32-1,25" Ø31,75H7



PU1-32-40 Ø40H7
PU1-32-1,5" Ø38,1H7



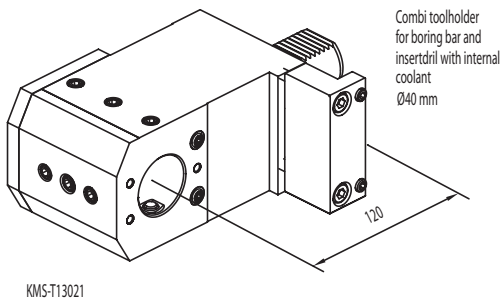
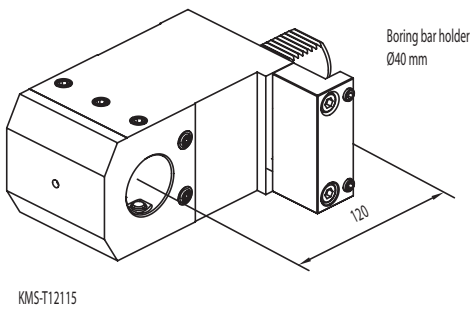
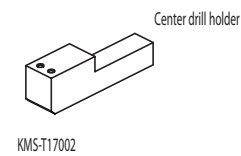
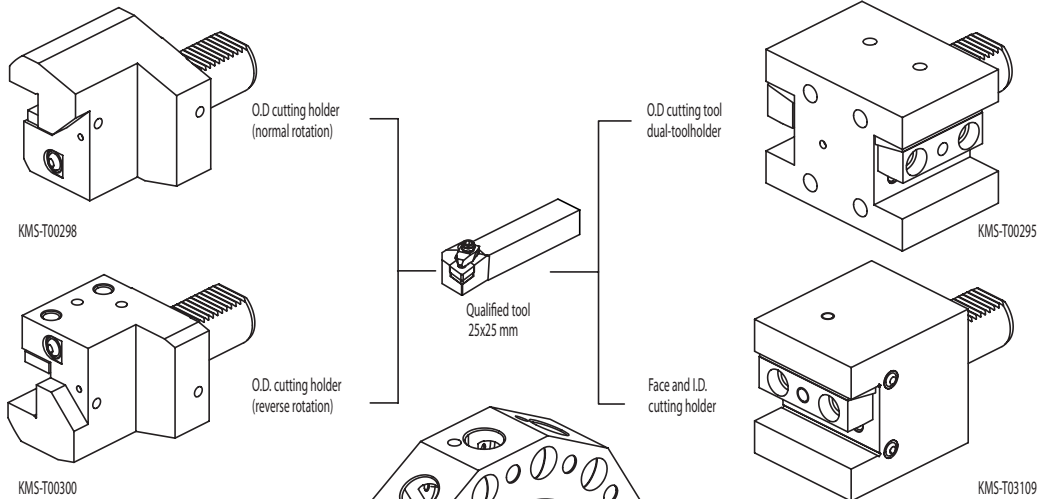
PU1-32-50 Ø50H7
PU1-32-2" Ø50,8H7



PU1-32-60 Ø60H7

MORI SEIKI

MT2000SZ - ZT2500



ACCESSORIES

Drill socket

- KMS-T22042 <MT3>
- KMS-T22046 <MT2>
- KMS-T22066 <MT1>

Boring bar sleeve

- KMS-T20098 (Ø32 mm)
- KMS-T20096 (Ø25 mm)
- KMS-T20094 (Ø20 mm)
- KMS-T20092 (Ø16 mm)
- KMS-T20090 (Ø12 mm)
- KMS-T20088 (Ø10 mm)
- KMS-T20086 (Ø8 mm)

Boring bar sleeve with internal coolant

- KMS-T20098-A (Ø32 mm)
- KMS-T20096-A (Ø25 mm)
- KMS-T20094-A (Ø20 mm)
- KMS-T20092-A (Ø16 mm)
- KMS-T20090-A (Ø12 mm)
- KMS-T20088-A (Ø10 mm)
- KMS-T20086-A (Ø8 mm)

- KMS-T20196-A (Ø20 mm)
- KMS-T20194-A (Ø16 mm)
- KMS-T20110-A (Ø12 mm)
- KMS-T20108-A (Ø10 mm)
- KMS-T20106-A (Ø8 mm)

Drill socket with internal coolant

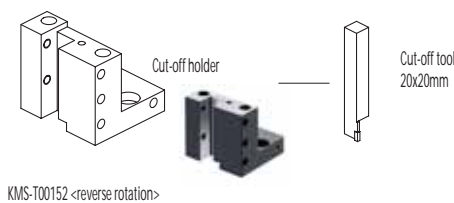
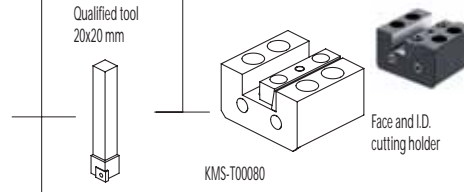
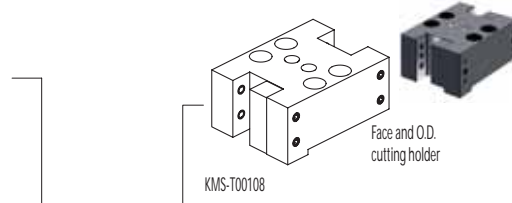
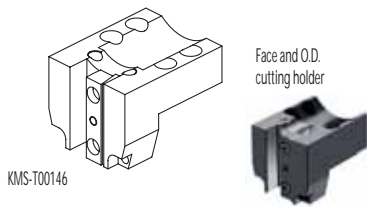
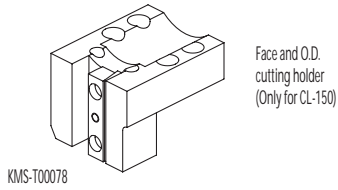
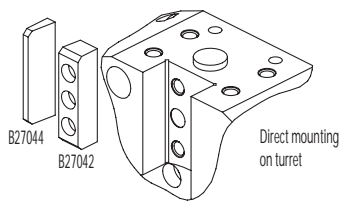
- KMS-T22042-A (MT3)
- KMS-T22044-A (MT4)
- KMS-T22046-A (MT2)
- KMS-T22066-A (MT1)

Throw-away drill socket

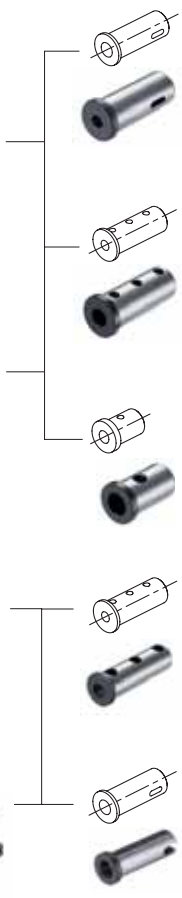
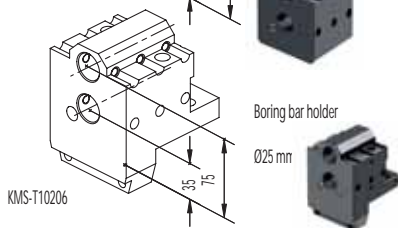
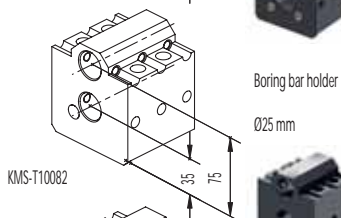
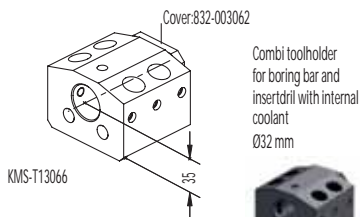
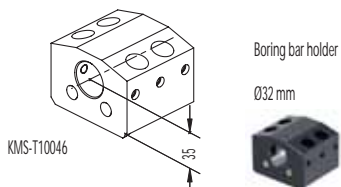
- KMS-T20100 (Ø32 mm)
- KMS-T20102 (Ø25 mm)
- KMS-T20104 (Ø20 mm)
- KMS-T20190 (Ø16 mm)

MORI SEIKI

SL150 - SL153 - ZL150 - CL150 - SL154



ACCESSORIES



Drill socket

KMS-T22048 <MT2>
KMS-T22050 <MT1>

Boring bar sleeve

KMS-T20122 (Ø25 mm)
KMS-T20120 (Ø20 mm)
KMS-T20118 (Ø16 mm)
KMS-T20116 (Ø12 mm)
KMS-T20114 (Ø10 mm)
KMS-T20112 (Ø8 mm)

Throw-away drill socket

KMS-T22054 (Ø25 mm)
KMS-T22052 (Ø20 mm)
KMS-T22068 (Ø16 mm)

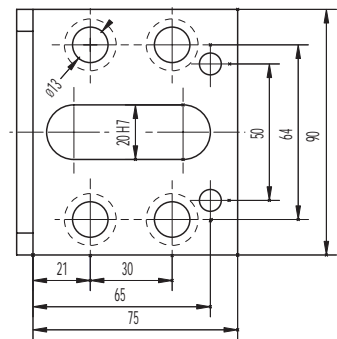
Boring bar sleeve

KMS-T20188 (Ø20 mm)
KMS-T20186 (Ø16 mm)
KMS-T20184 (Ø12 mm)
KMS-T20182 (Ø10 mm)
KMS-T20180 (Ø8 mm)

Drill socket


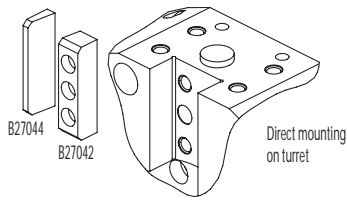
KMS-T22064 <MT2>
KMS-T22062 <MT1>

CONNECTION

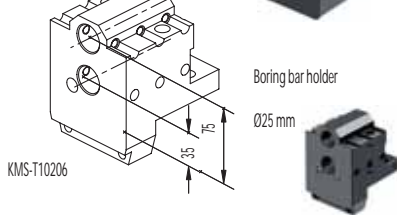
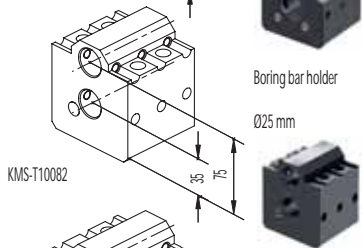
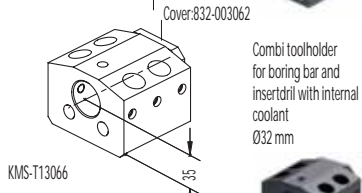
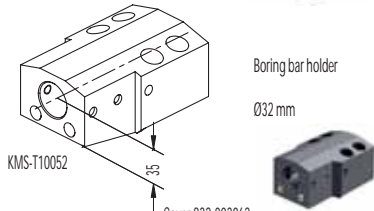
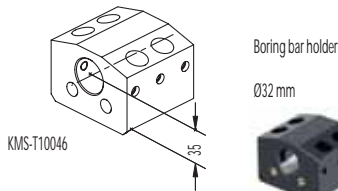
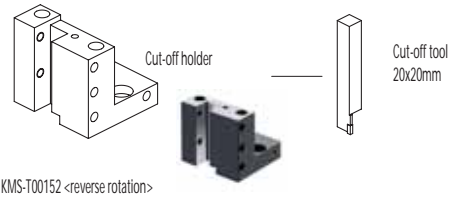
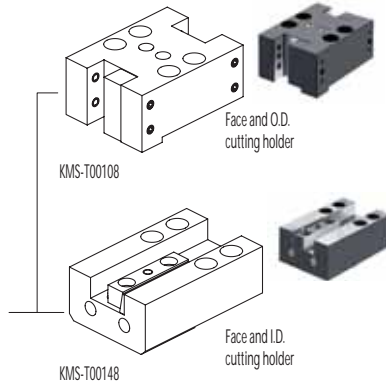


MORI SEIKI


SL153MC - ZL150MC - SL154MC



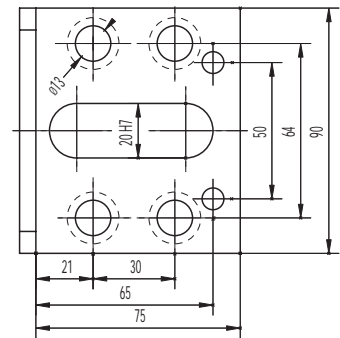
Qualified tool
20x20 mm



ACCESSORIES

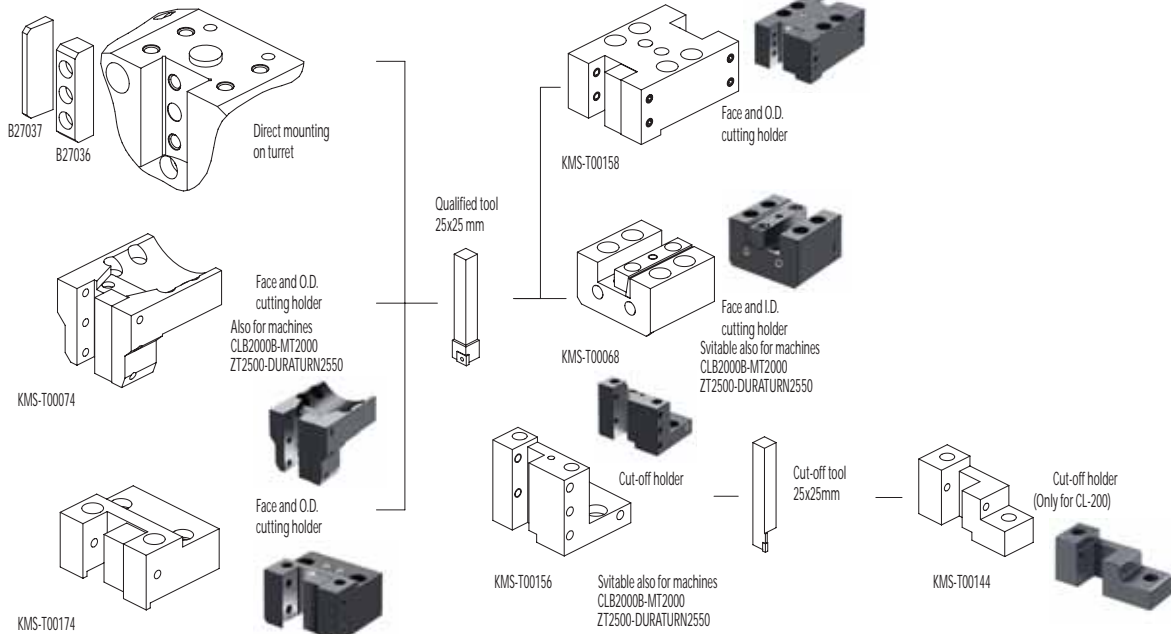


CONNECTION

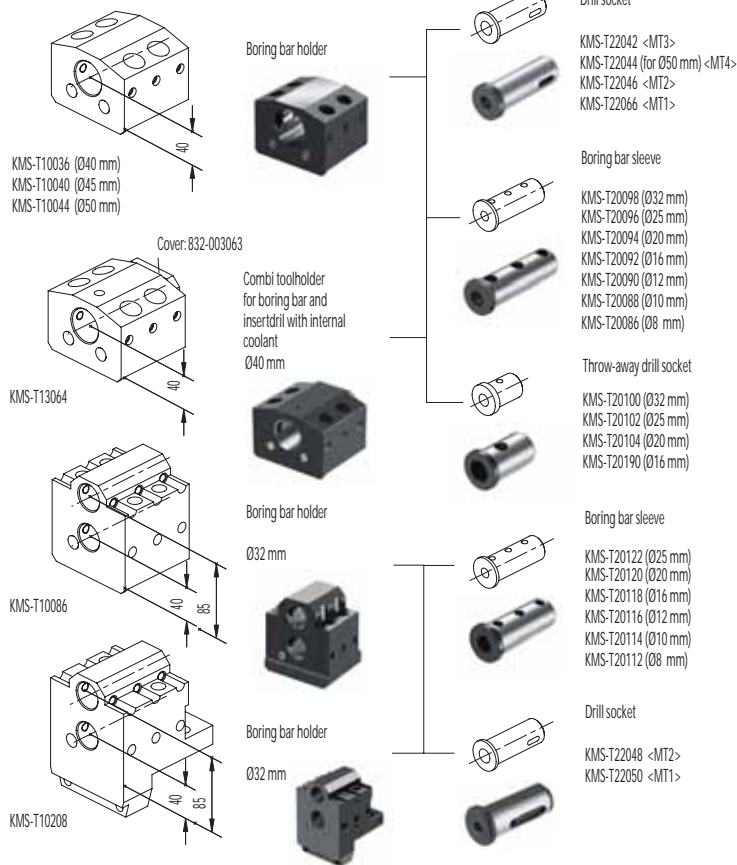


MORI SEIKI

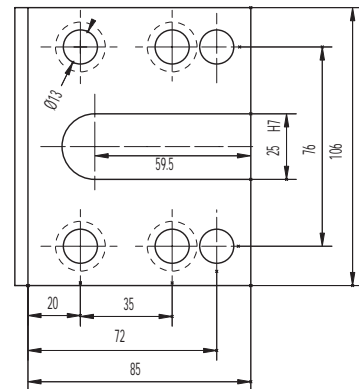
SL200 - SL203 - SL250 - SL253 - ZL200 - ZL250
(CL200) - SL204 - DURATURN 2030
DURATURN 2050 - DURATURN 2550



ACCESSORIES

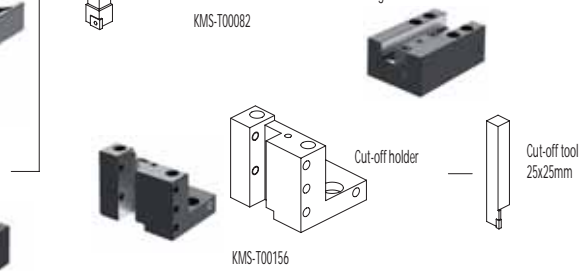
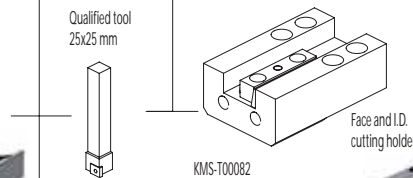
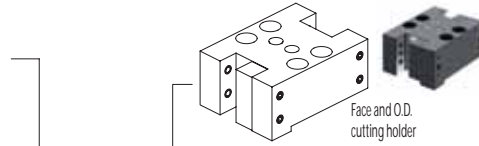
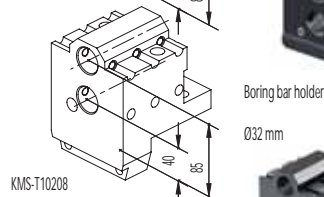
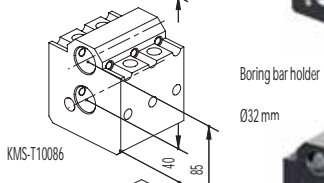
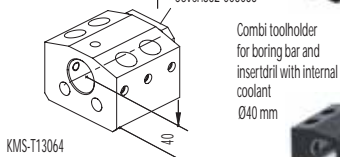
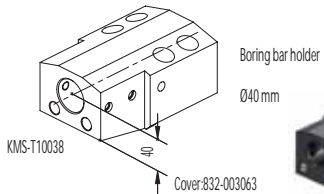
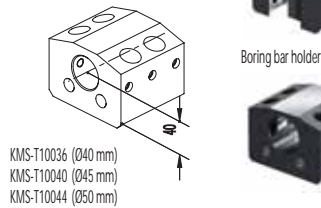
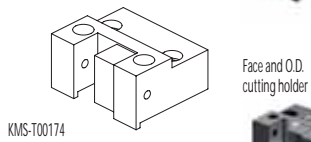
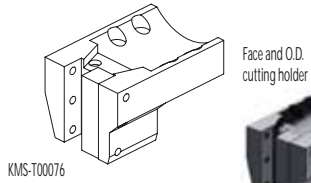
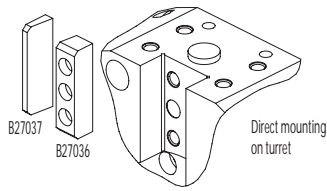


CONNECTION




MORI SEIKI

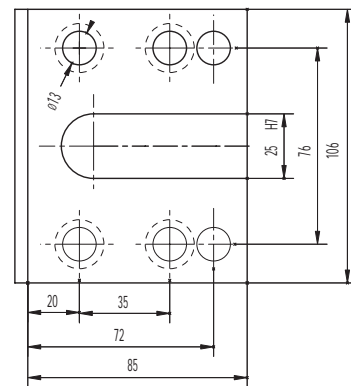
SL203MC - SL253MC - ZL200MC ZL250SMC - SL204SMC - SL300MC



ACCESSORIES

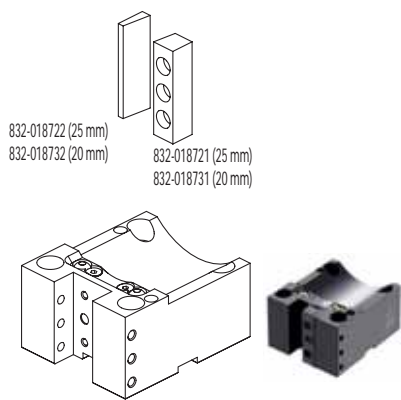


CONNECTION



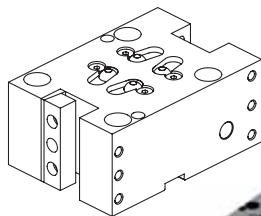
MORI SEIKI

NL2000 (S)MC - 2500 (S)MC NL3000MC (12 STATIONS)

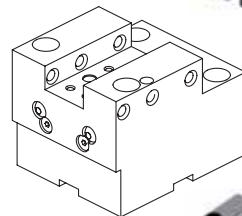


832-018722 (25 mm)
832-018732 (20 mm)

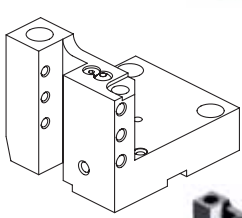
832-018721 (25 mm)
832-018731 (20 mm)



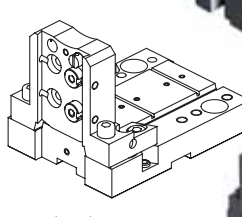
KMS-T00186 (25x25 mm)
KMS-T00187 (20x20 mm)



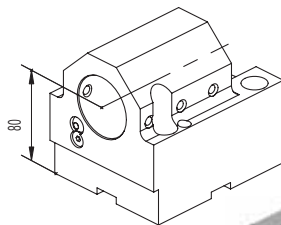
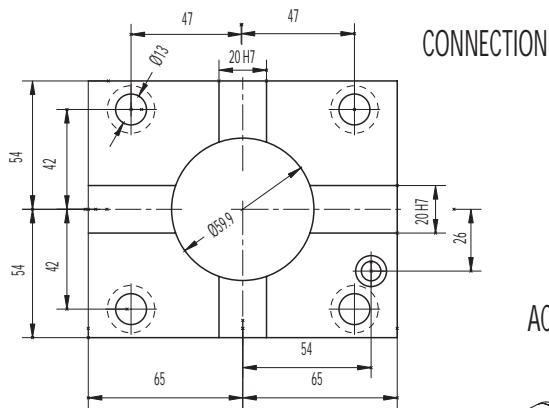
KMS-T00184 (25x25 mm)
KMS-T00185 (20x20 mm)



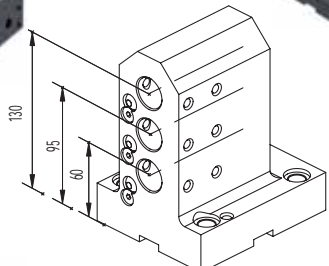
KMS-T03005 (25x25 mm)
KMS-T03006 (20x20 mm)



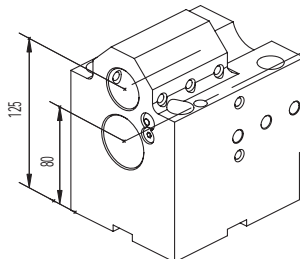
KMS-T00197 (25x25 mm)
137-00092 (32 mm)



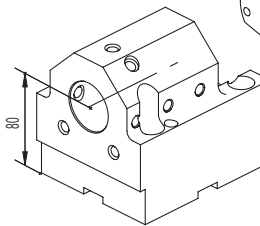
KMS-T10097 (Ø40 mm)
KMS-T10098 (Ø50 mm)



KMS-T110104 (Ø25 mm)

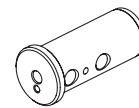


KMS-T110096 (Ø32 mm)

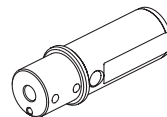


KMS-T113128 (Ø40 mm) with internal coolant

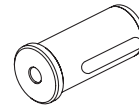
ACCESSORIES



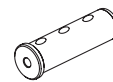
KMS-T20098-A (Ø32 mm)
KMS-T20096-A (Ø25 mm)
KMS-T20094-A (Ø20 mm)
KMS-T20092-A (Ø16 mm)
KMS-T20090-A (Ø12 mm)
KMS-T20088-A (Ø10 mm)
KMS-T20086-A (Ø8 mm)



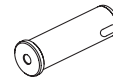
KMS-T20196-A (Ø20 mm)
KMS-T20194-A (Ø16 mm)
KMS-T20110-A (Ø12 mm)
KMS-T20108-A (Ø10 mm)
KMS-T20106-A (Ø8 mm)



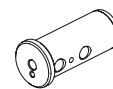
KMS-T22042-A (MT3)
KMS-T22044-A (MT4)
KMS-T22046-A (MT2)
KMS-T22066-A (MT1)



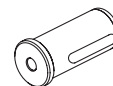
KMS-T20188 (Ø20 mm)
KMS-T20186 (Ø16 mm)
KMS-T20184 (Ø12 mm)
KMS-T20182 (Ø10 mm)
KMS-T20180 (Ø8 mm)



KMS-T22064 (MT2)
KMS-T22062 (MT1)



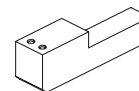
KMS-T20122-A (Ø25 mm)
KMS-T20120-A (Ø20 mm)
KMS-T20118-A (Ø16 mm)
KMS-T20116-A (Ø12 mm)
KMS-T20114-A (Ø10 mm)
KMS-T20112-A (Ø8 mm)



KMS-T22048-A (MT2)
KMS-T22050-A (MT1)



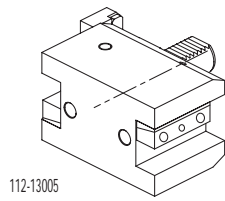
KMS-T20100-A (Ø32 mm)
KMS-T20102-A (Ø25 mm)
KMS-T20104-A (Ø20 mm)
KMS-T20190-A (Ø16 mm)



KMS-T17002 (Ø25x25 mm)

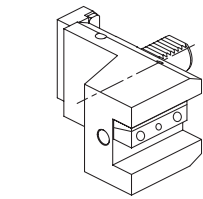
OKUMA (VDI30)

LT10M - LT200M



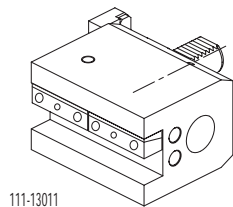
112-13005

Face and I.D.
cutting holder



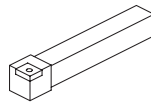
112-33008

Face and I.D.
cutting holder



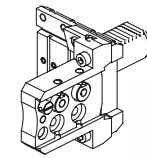
111-13011

Face and O.D.
cutting holder



Qualified tool
20x20 mm

Cut-off holder
26 mm

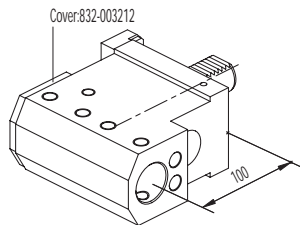


117-53001



Boring bar holder

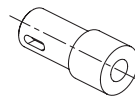
ACCESSORIES



115-23045

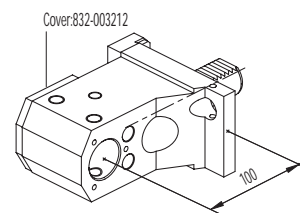
Combi toolholder
for boring bar and
insertdrill with internal
coolant

Ø32 mm



Drill socket

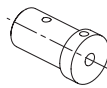
115-63282 <MT1>
115-63284 <MT2>



115-23046

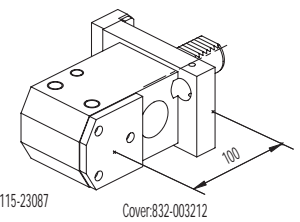
Combi toolholder
for boring bar and
insertdrill with internal
coolant

Ø32 mm



Boring bar sleeve

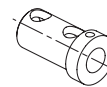
115-63286 (Ø8 mm)
115-63288 (Ø10 mm)
115-63290 (Ø12 mm)



115-23087

Combi toolholder
for boring bar and
insertdrill with internal
coolant

Ø32 mm



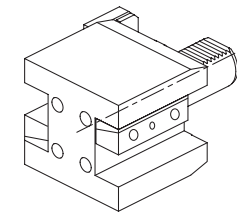
Boring bar sleeve

115-63292 (Ø16 mm)
115-63294 (Ø20 mm)
115-63296 (Ø25 mm)



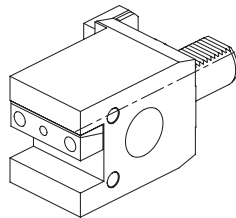
OKUMA (VDI40)

LT15M - LT300M - MT250 - LB300 - LB300M - LV300



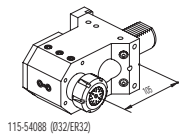
112-14009

Face and O.D. cutting holder

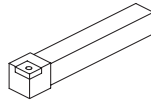


111-14014

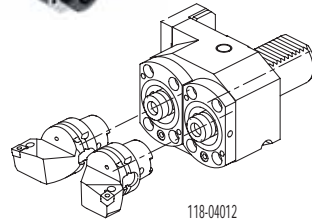
Face and O.D. cutting holder



115-54088 (Ø32/ER32)



Qualified tool
25x25 mm

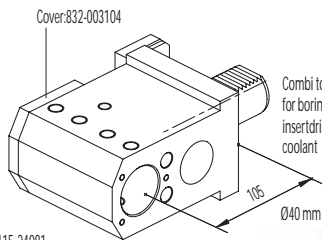


118-04012



Face and O.D. cutting holder
HSK 40 A+C

ACCESSORIES



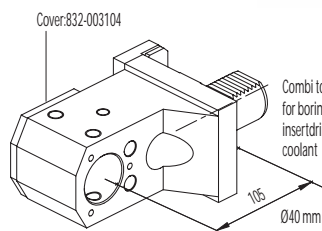
115-24081

Cover:832-003104

Combi toolholder for boring bar and insertdrill with internal coolant

105

Ø40 mm



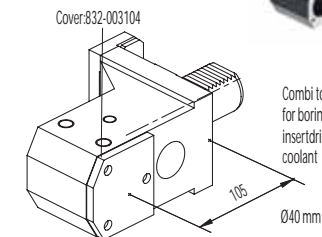
115-24070

Cover:832-003104

Combi toolholder for boring bar and insertdrill with internal coolant

105

Ø40 mm



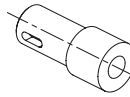
115-54060

Cover:832-003104

Combi toolholder for boring bar and insertdrill with internal coolant

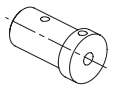
105

Ø40 mm



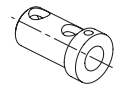
Drill socket

115-64094 <MT1>
115-64095 <MT2>
115-64096 <MT3>



Boring bar sleeve and throw-away drill socket

115-64097 (Ø10 mm)
115-64098 (Ø12 mm)
115-64099 (Ø16 mm)
165-64001 (Ø20 mm)



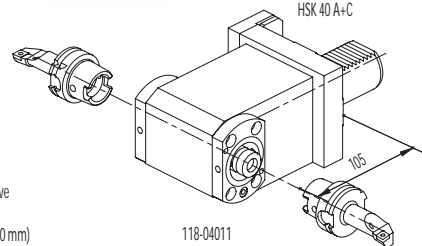
Boring bar sleeve and throw-away drill socket

165-64002 (Ø25 mm)
165-64003 (Ø32 mm)



Boring bar holder

HSK 40 A+C



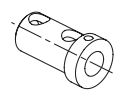
118-04011

Boring bar sleeve

165-64004 (Ø10 mm)
165-64005 (Ø12 mm)
165-64006 (Ø16 mm)
165-64007 (Ø20 mm)



Boring bar sleeve

165-64008 (Ø25 mm)
165-64009 (Ø32 mm)

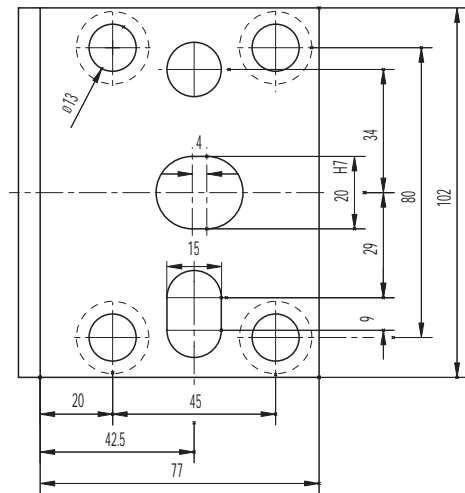


OKUMA LB15 - LB25 LB15II - LB300

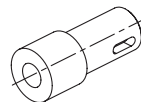
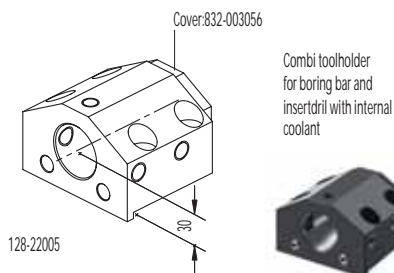
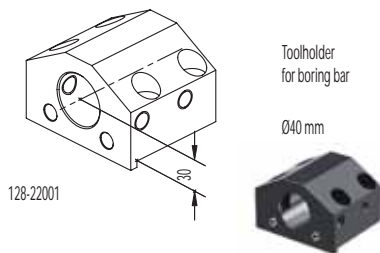
HAAS SL20 - SL30



CONNECTION



ACCESSORIES



165-64010 <MT1>
165-64011 <MT2>
165-64012 <MT3>



165-64135 ($\phi 8$ mm)
165-64013 ($\phi 10$ mm)
165-64014 ($\phi 12$ mm)
165-64015 ($\phi 16$ mm)
165-64016 ($\phi 20$ mm)

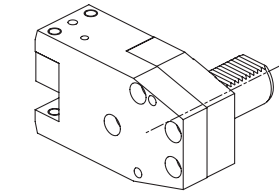


165-64017 ($\phi 25$ mm)
165-64018 ($\phi 32$ mm)



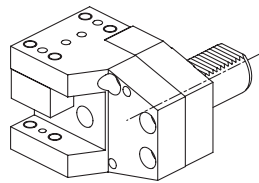
OKUMA (VDI40)

LB15IIMW



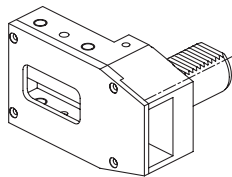
112-24007

Face and I.D.
cutting holder



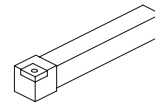
111-64005

Face and O.D.
cutting holder

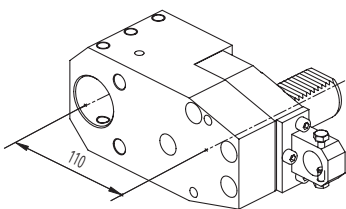


111-64006

Face and O.D.
cutting holder

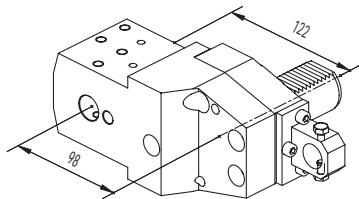


Qualified tool
25x25 mm



115-24068

Toolholder
for boring bar

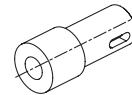


115-24067

Double toolholder
for boring bar

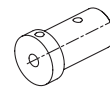


ACCESSORIES



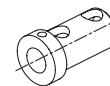
Drill socket

165-64021 <MT1>
165-64022 <MT2>
165-64023 <MT3>



Boring bar sleeve

165-64024 (Ø10 mm)
165-64025 (Ø12 mm)
165-64026 (Ø16 mm)
165-64027 (Ø20 mm)



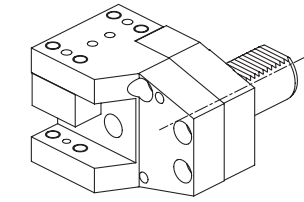
Boring bar sleeve

165-64028 (Ø25 mm)
165-64029 (Ø32 mm)



OKUMA (VDI40)

LB300IIMW

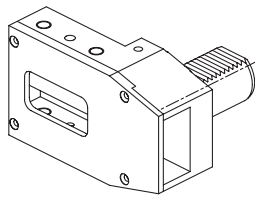


111-64009

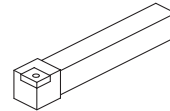
Face and O.D.
cutting holder



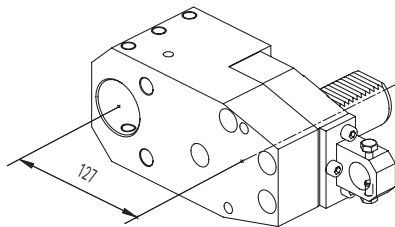
Face and O.D.
cutting holder



111-64006



Qualified tool
25x25 mm



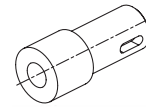
115-24093

Toolholder
for boring bar

Ø40 mm

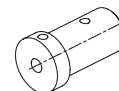


ACCESSORIES



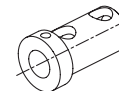
Drill socket

- 165-64021 <MT1>
- 165-64022 <MT2>
- 165-64023 <MT3>



Boring bar sleeve

- 165-64024 (Ø10 mm)
- 165-64025 (Ø12 mm)
- 165-64026 (Ø16 mm)
- 165-64027 (Ø20 mm)



Boring bar sleeve

- 165-64028 (Ø25 mm)
- 165-64029 (Ø32 mm)



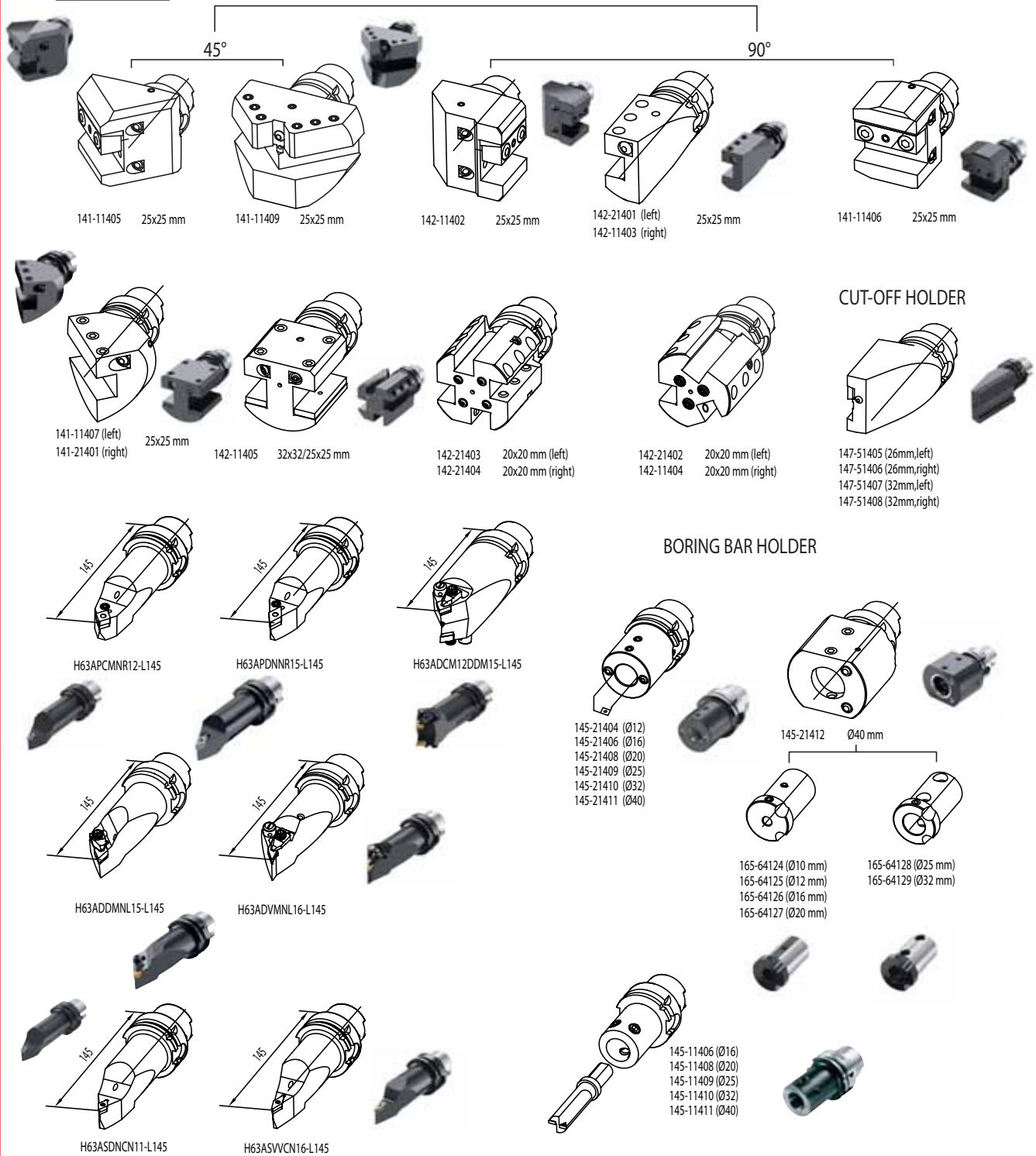
OKUMA

Mac Turn 250/350/400 Multus B250/B300/B400

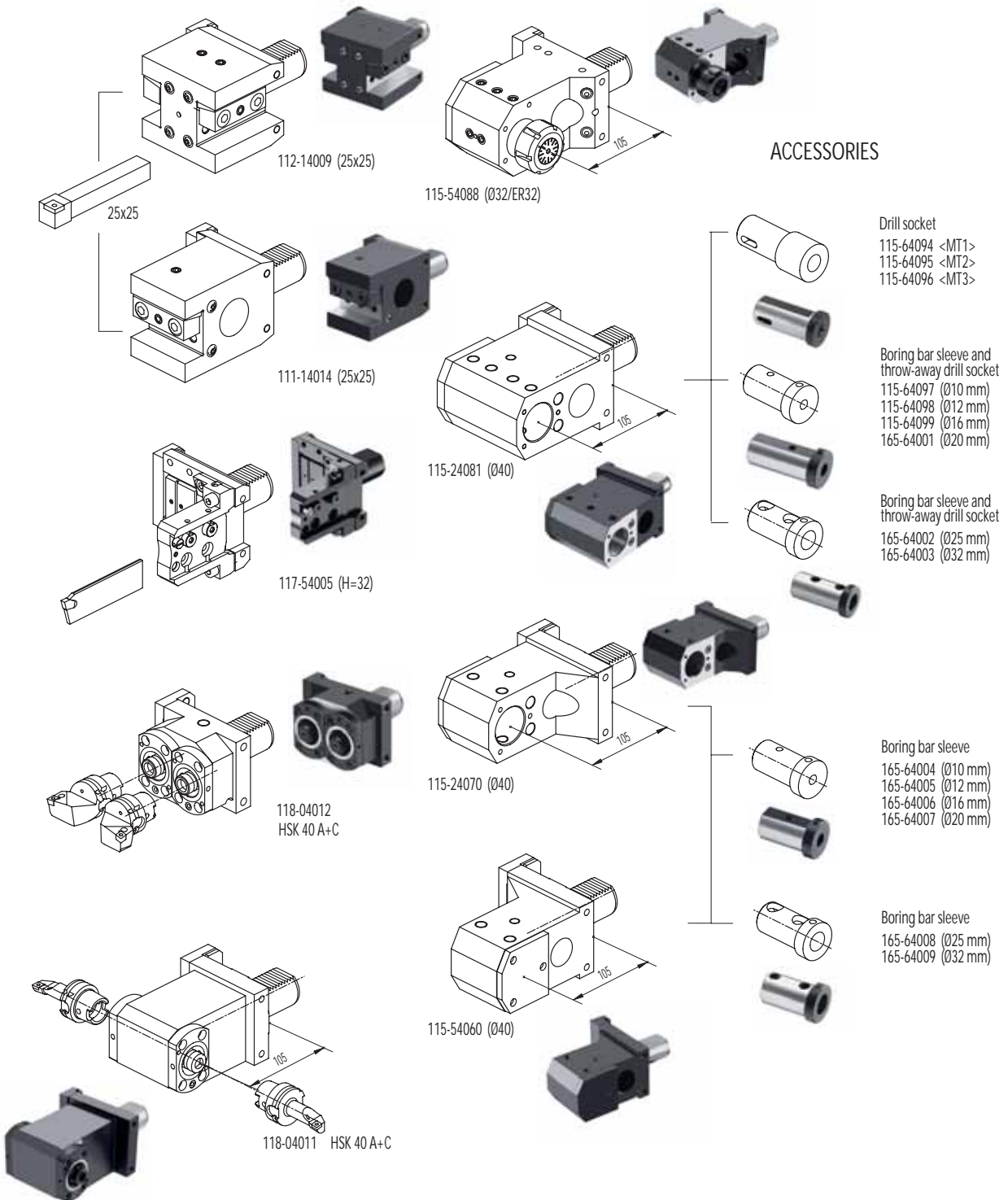
ATC Turret (HSK63T)

ICTM STANDARD

For turning




Lower Turret (VDI 40)



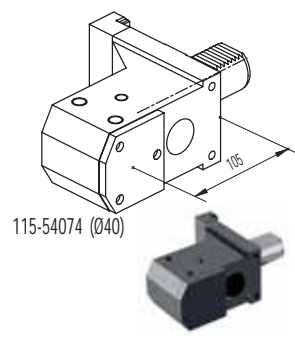
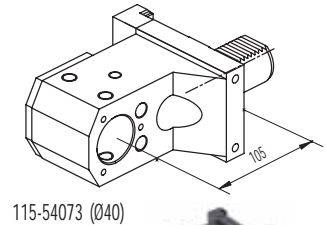
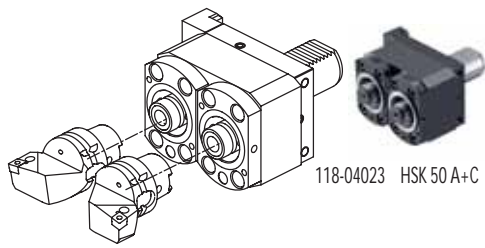
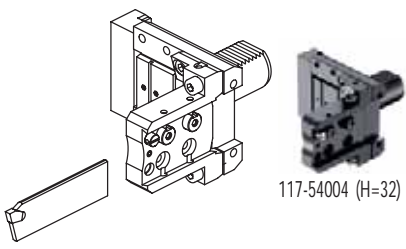
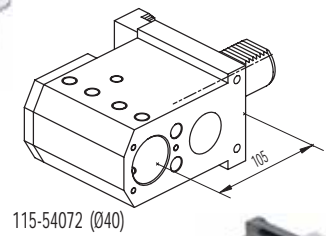
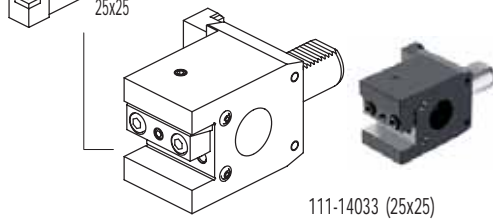
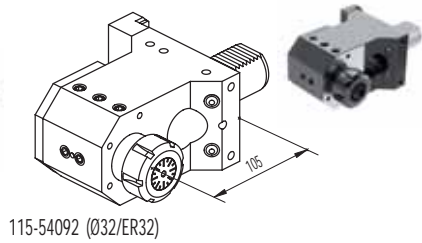
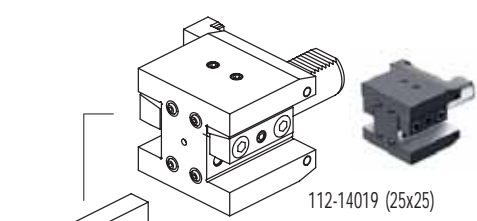
For turning

ATC Turret (HSK100A) ICTM STANDARD



OKUMA (VDI40)

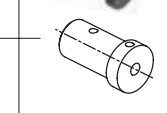
Mac Turn 550



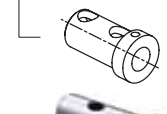
ACCESSORIES



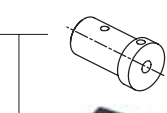
Drill socket
115-64094 <MT1>
115-64095 <MT2>
115-64096 <MT3>



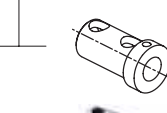
Boring bar sleeve and
throw-away drill socket
115-64097 (Ø10 mm)
115-64098 (Ø12 mm)
115-64099 (Ø16 mm)
165-64001 (Ø20 mm)



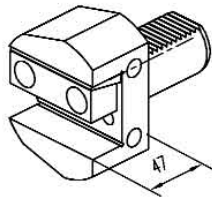
Boring bar sleeve and
throw-away drill socket
165-64002 (Ø25 mm)
165-64003 (Ø32 mm)



Boring bar sleeve
165-64124 (Ø10 mm)
165-64125 (Ø12 mm)
165-64126 (Ø16 mm)
165-64127 (Ø20 mm)

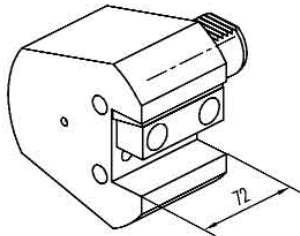


Boring bar sleeve
165-64008 (Ø25 mm)
165-64009 (Ø32 mm)



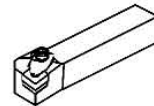
111-14041

Face and O.D.
cutting holder

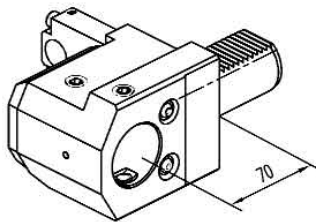


112-14021

Face and O.D.
cutting holder

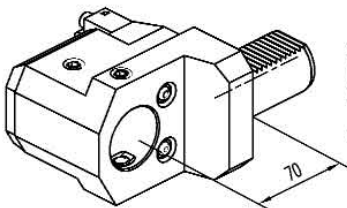


Qualified tool
25x25 mm



115-54068

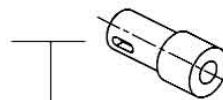
Combi toolholder
for boring bar and
insertdrill
ø40 mm



115-54069

Combi toolholder
for boring bar and
insertdrill
ø40 mm

ACCESSORIES



Drill socket

- 114-34034 <MT1>
- 114-34035 <MT2>



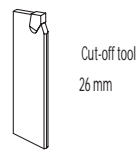
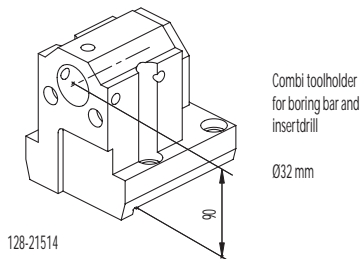
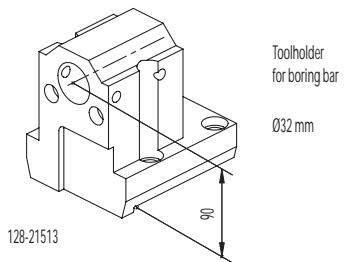
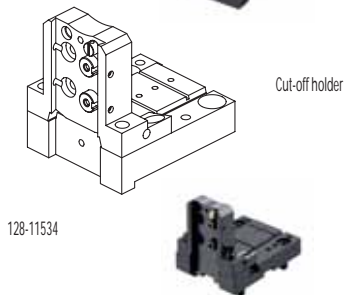
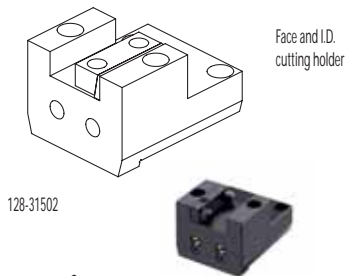
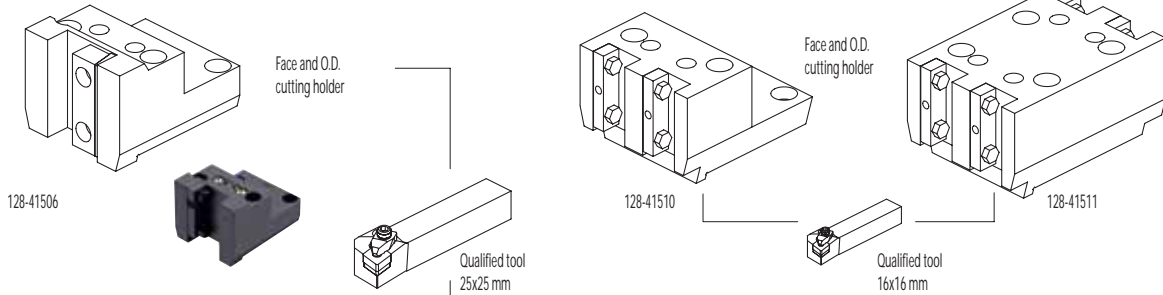
Boring bar sleeve

- 165-64124 (ø10 mm)
- 165-64125 (ø12 mm)
- 165-64126 (ø16 mm)
- 165-64127 (ø20 mm)

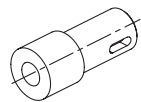


Boring bar sleeve

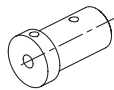
- 165-64128 (ø25 mm)
- 165-64129 (ø32 mm)



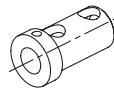
ACCESSORIES



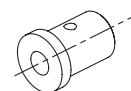
Drill socket
165-63295 <MT1>
165-63296 <MT2>



Boring bar sleeve
165-63289 (Ø8 mm)
165-63290 (Ø10 mm)
165-63291 (Ø12 mm)
165-63292 (Ø16 mm)

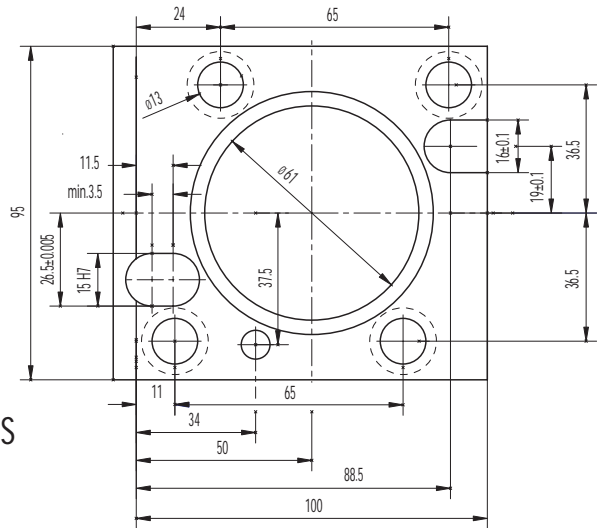


Boring bar sleeve
165-63293 (Ø20 mm)
165-63294 (Ø25 mm)



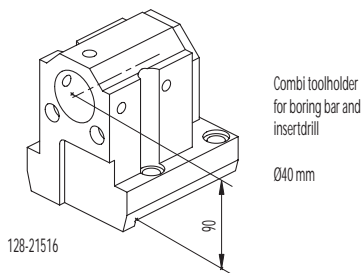
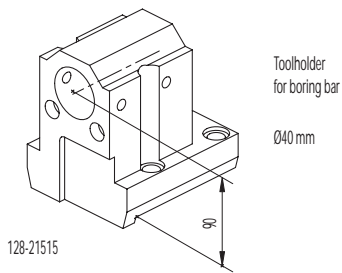
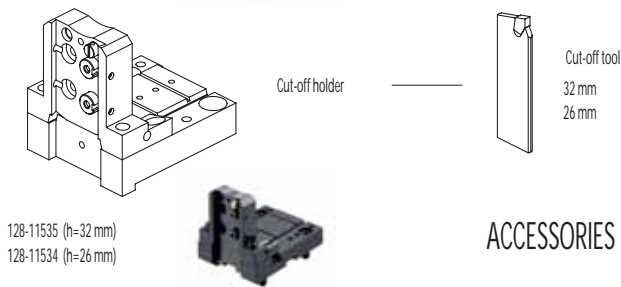
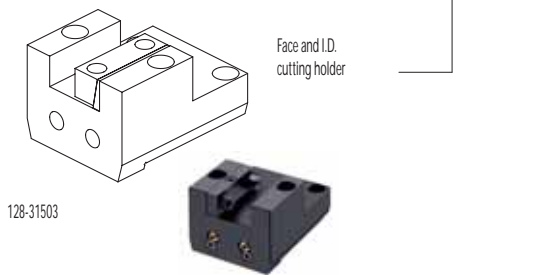
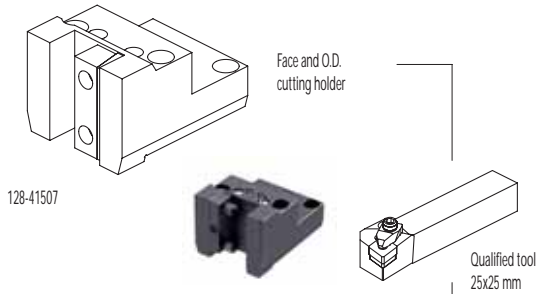
Throw-away drill socket
165-63297 (Ø16 mm)
165-63298 (Ø20 mm)
165-63299 (Ø25 mm)

CONNECTION

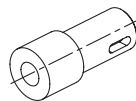


OKUMA

LB2500 EX (M) LB3000 EX (M, MY)

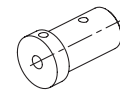


ACCESSORIES



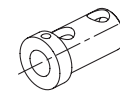
Drill socket

- 165-64010 <MT1>
- 165-64011 <MT2>
- 165-64012 <MT3>



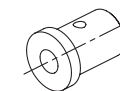
Boring bar sleeve

- 165-64135 (Ø8 mm)
- 165-64013 (Ø10 mm)
- 165-64014 (Ø12 mm)
- 165-64015 (Ø16 mm)
- 165-64016 (Ø20 mm)



Boring bar sleeve

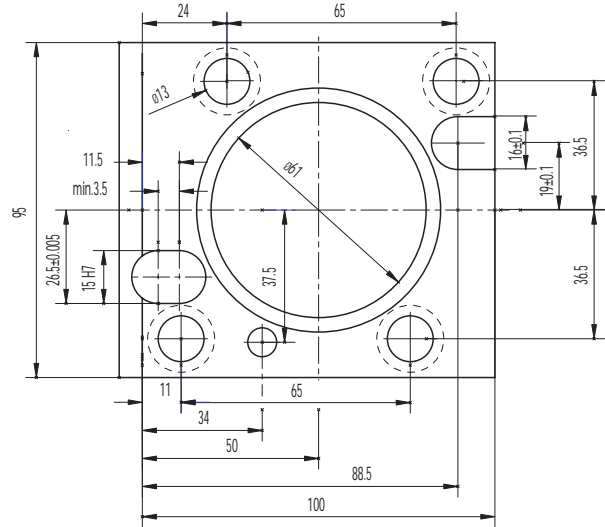
- 165-64019 (Ø25 mm)
- 165-64020 (Ø32 mm)

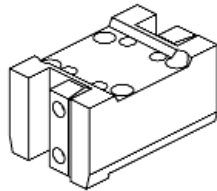


Throw-away drill socket

- 165-64203 (Ø16 mm)
- 165-64204 (Ø20 mm)
- 165-64205 (Ø25 mm)
- 165-64206 (Ø32 mm)

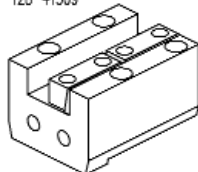
CONNECTION





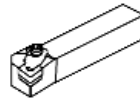
128-41509

Face and O.D.
cutting holder

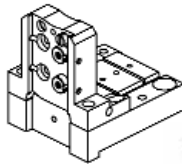


128-31505

Face and I.D.
cutting holder



Qualified tool
25x25 mm

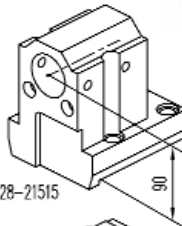


178-11535 (h=37 mm)
128-11534 (h=26 mm)

Cut-off holder



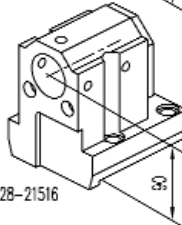
Cut-off tool
32 mm
26 mm



128-21515

Toolholder
for boring bar

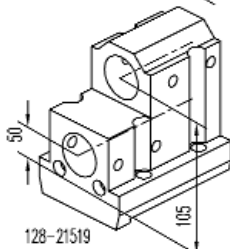
Ø40 mm



128-21516

Combi toolholder
for boring bar and
insertdrill

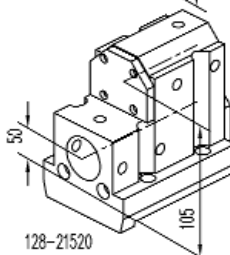
Ø40 mm



128-21519

Double toolholder
for boring bar

Ø40 mm

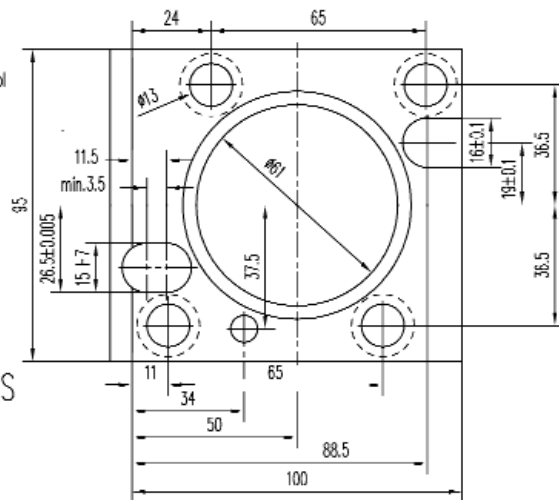


128-21520

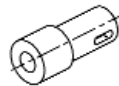
Double combi toolholder
for boring bar and
insertdrill

Ø40 mm

CONNECTION

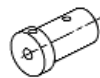


ACCESSORIES



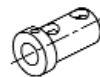
Drill socket

165-64010 <M1>
165-64011 <M2>
165-64012 <M3>



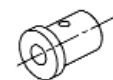
Boring bar sleeve

165-64135 (Ø8 mm)
165-64013 (Ø10 mm)
165-64014 (Ø12 mm)
165-64015 (Ø16 mm)
165-64016 (Ø20 mm)



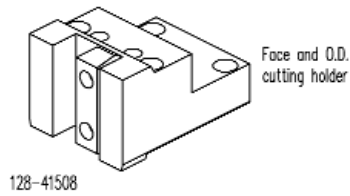
Boring bar sleeve

165-64019 (Ø25 mm)
165-64020 (Ø32 mm)

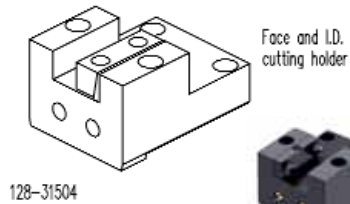


Throw-away drill socket

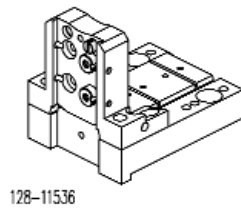
165-64203 (Ø16 mm)
165-64204 (Ø20 mm)
165-64205 (Ø25 mm)
165-64206 (Ø32 mm)



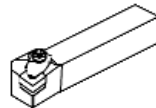
Face and O.D. cutting holder



Face and I.D. cutting holder

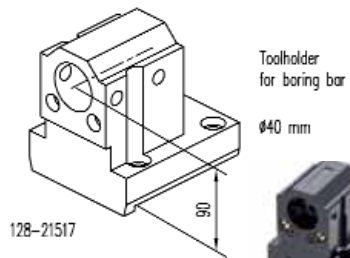
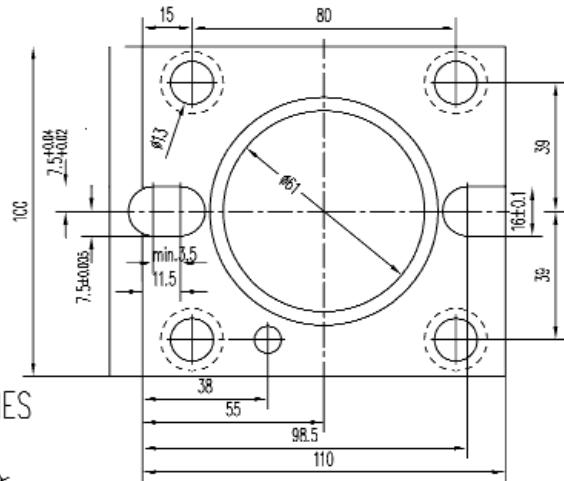


Cut-off holder

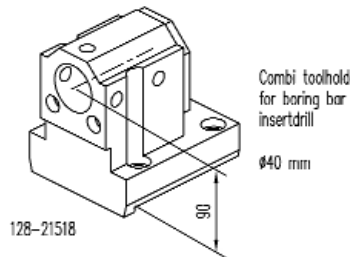


ACCESSORIES

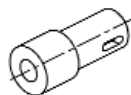
CONNECTION



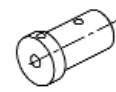
Toolholder for boring bar
 $\phi 40$ mm



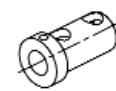
Combi toolholder for boring bar and insert drill
 $\phi 40$ mm



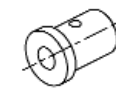
- 165-64010 <MT1>
- 165-64011 <MT2>
- 165-64017 <MT3>



- 165-64135 ($\phi 8$ mm)
- 165-64013 ($\phi 10$ mm)
- 165-64014 ($\phi 12$ mm)
- 165-64015 ($\phi 16$ mm)
- 165-64016 ($\phi 20$ mm)

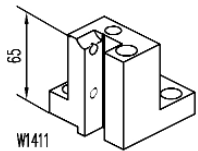


- 165-64019 ($\phi 25$ mm)
- 165-64020 ($\phi 32$ mm)



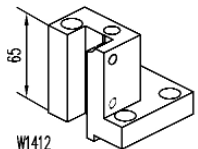
- 165-64203 ($\phi 16$ mm)
- 165-64204 ($\phi 20$ mm)
- 165-64205 ($\phi 25$ mm)
- 165-64206 ($\phi 32$ mm)

NAKAMURA TOME TW10



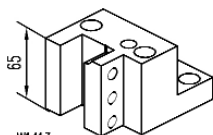
W1411

Face and O.D. cutting holder



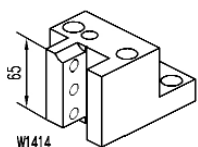
W1412

Face and O.D. cutting holder



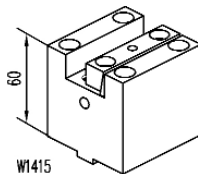
W1413

Face and O.D. cutting holder



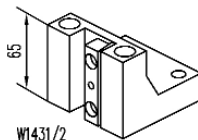
W1414

Face and O.D. cutting holder



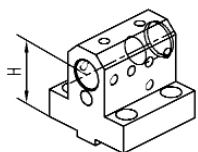
W1415

Face and I.D. cutting holder



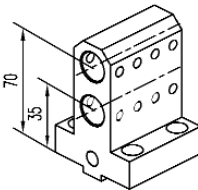
W1431/2

Face and O.D. cutting holder



W1417 D25 (H=55 mm)
W4437 D25 (H=75 mm)

Combi toolholder for boring bar and insertdrill
ø25 mm

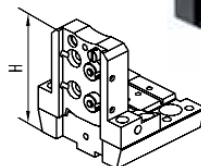


W1418 D25

Double toolholder for boring bar
ø25 mm



Qualified tool
20x20 mm



121-22075 (h=26 mm H=95 mm)
121-22076 (h=32 mm H=100 mm)

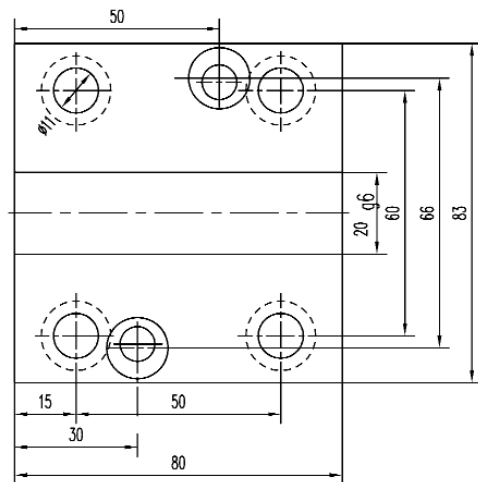


Cut-off holder



Cut-off tool

CONNECTION



ACCESSORIES

Boring bar sleeve and throw-away drill socket

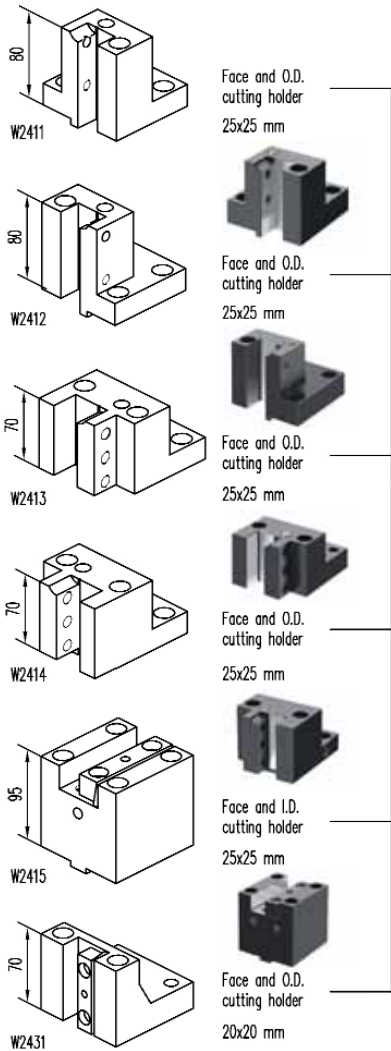


- 739.0125.020 TW10 (ø20 mm)
- 739.0125.016 TW10 (ø16 mm)
- 739.0125.012 TW10 (ø12 mm)
- 739.0125.010 TW10 (ø10 mm)
- 739.0125.008 TW10 (ø8 mm)
- 739.0125.006 TW10 (ø6 mm)

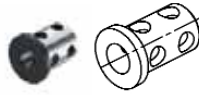


NAKAMURA TOME

TW20 - WT300 - SC300

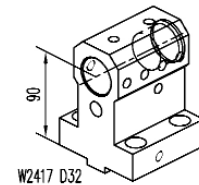


ACCESSORIES



Boring bar sleeve and throw-away drill socket

- 739.0132.025 TW20 (φ25 mm)
- 739.0132.020 TW20 (φ20 mm)
- 739.0132.016 TW20 (φ16 mm)
- 739.0132.012 TW20 (φ12 mm)
- 739.0132.010 TW20 (φ10 mm)
- 739.0132.008 TW20 (φ8 mm)

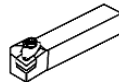


Combi toolholder for boring bar and insert drill

φ32 mm



W2417 D32

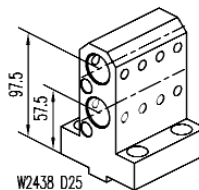


Qualified tool



Boring bar sleeve

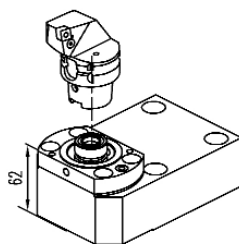
- 739.0125.020 TW20 (φ20 mm)
- 739.0125.016 TW20 (φ16 mm)
- 739.0125.012 TW20 (φ12 mm)
- 739.0125.010 TW20 (φ10 mm)
- 739.0125.008 TW20 (φ8 mm)
- 739.0125.006 TW20 (φ6 mm)



Double toolholder for boring bar

φ25 mm

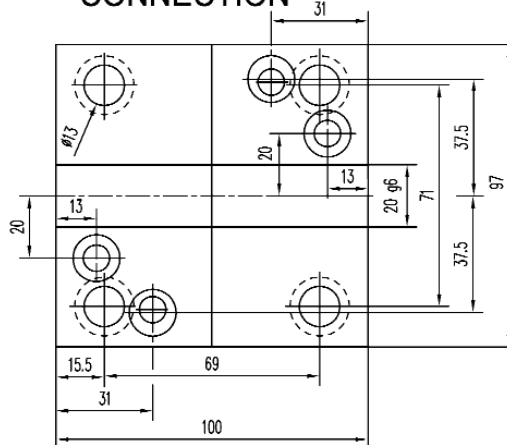
W2438 D25



Face and O.D. cutting holder
HSK 50 A+C

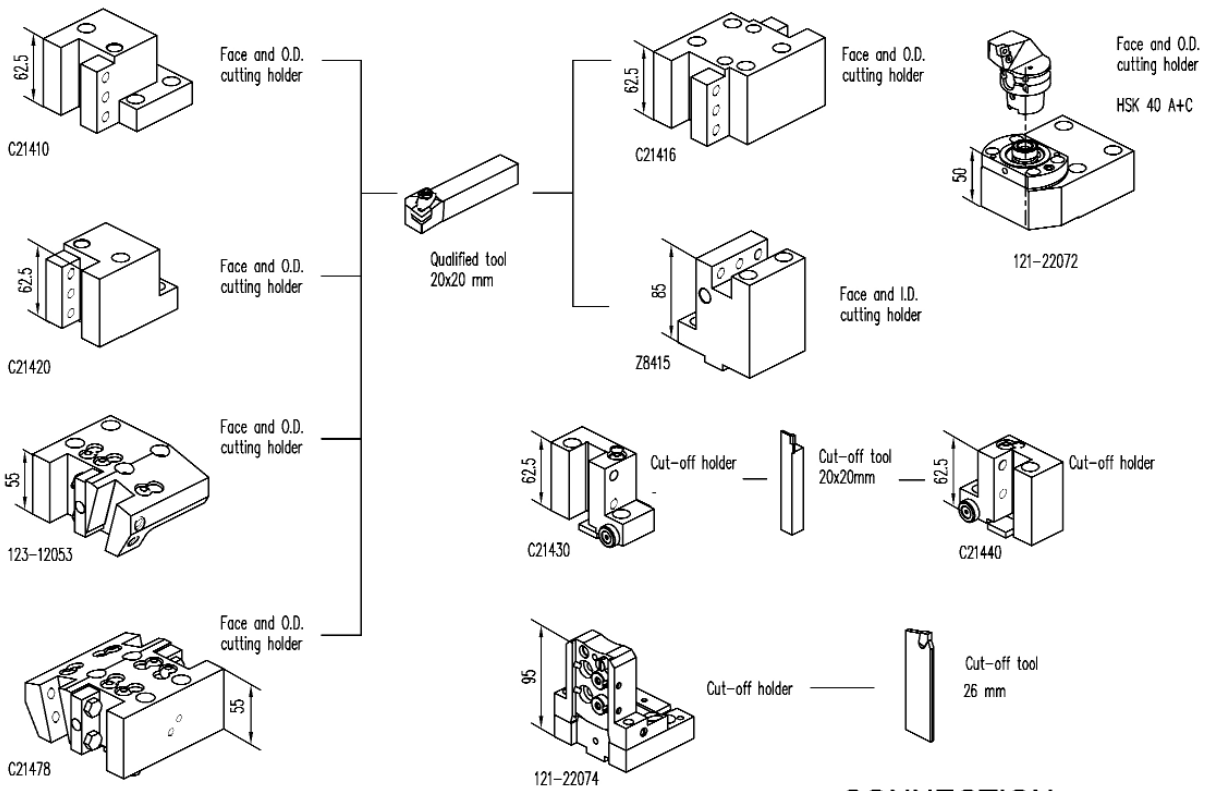
121-22083

CONNECTION



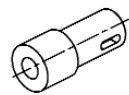
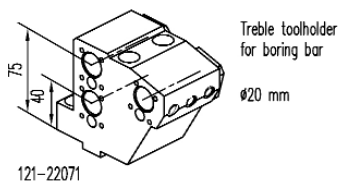
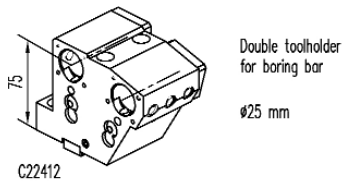
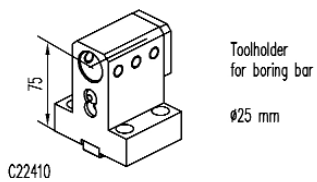
NAKAMURA TOME

WT100

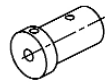


CONNECTION

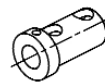
ACCESSORIES



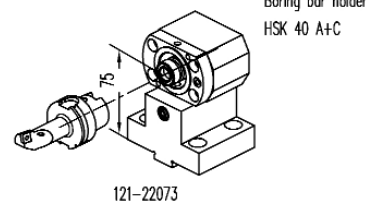
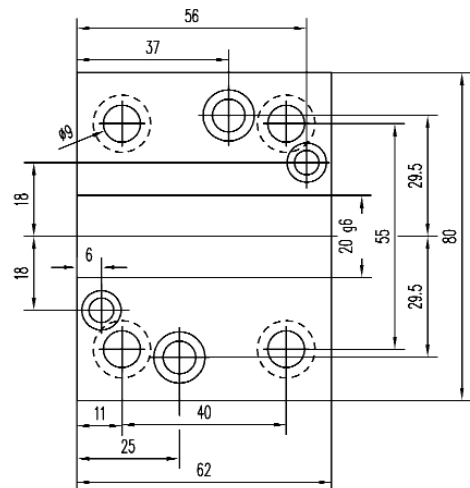
Drill socket
165-62518 <MT1>
165-62517 <MT2>



Boring bar sleeve
165-62516 (#10 mm)
165-62515 (#12 mm)

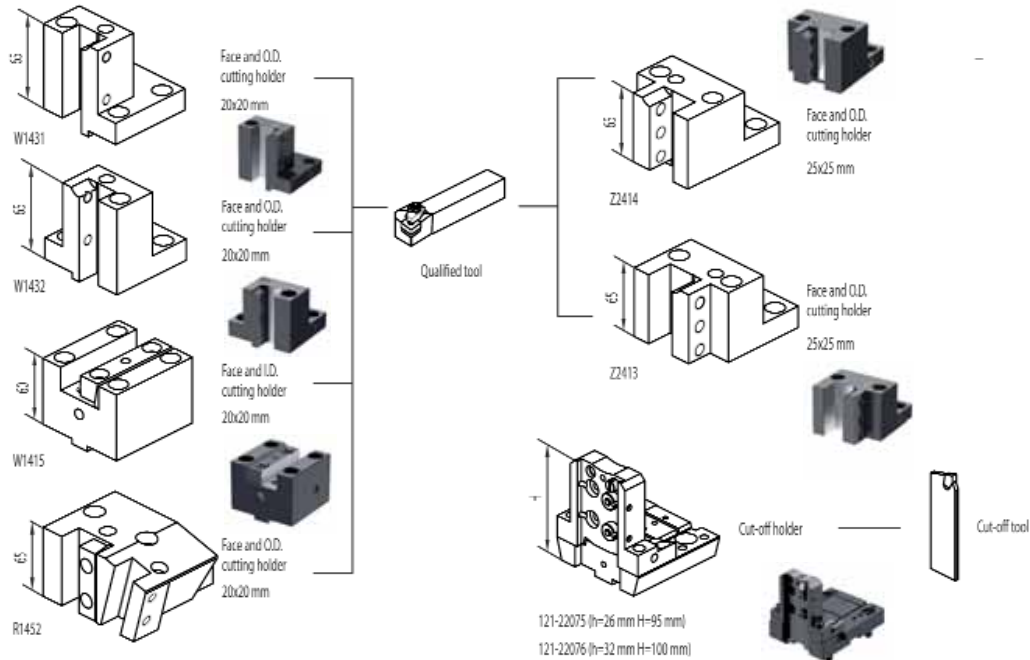


Boring bar sleeve
165-62514 (#16 mm)
165-62513 (#20 mm)

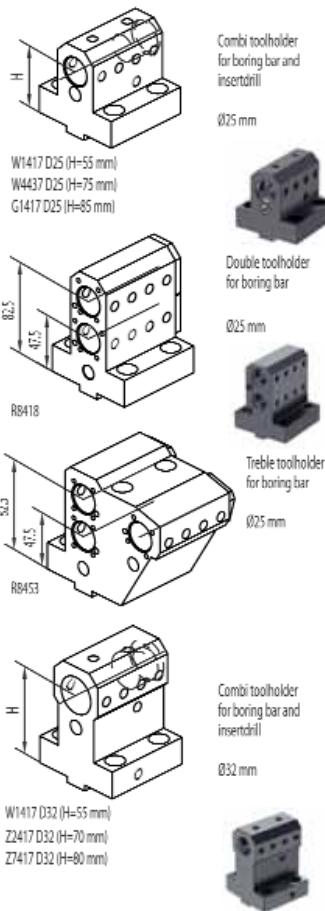


NAKAMURA TOME

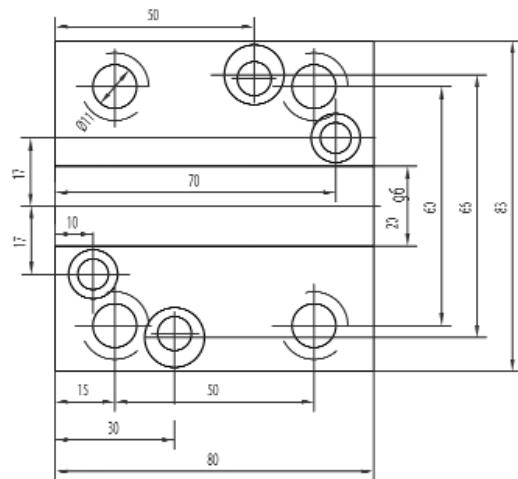

WT150 - WTW150 - WTS150
WT250 - SC150 - SC250



CONNECTION

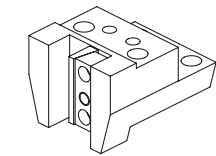


ACCESSORIES



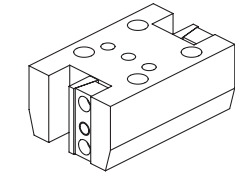
DOOSAN PUMA

230M/MS - 240M/MS - 280LM



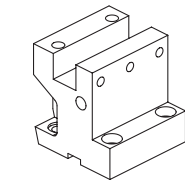
128-41501

Face and O.D. cutting holder



128-41502

Face and O.D. cutting holder

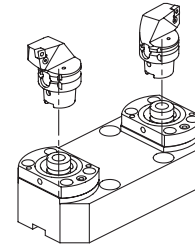


128-31501

Face and I.D. cutting holder



Qualified tool
25x25 mm



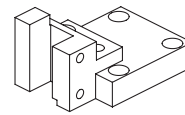
128-11528

Face and O.D. cutting holder

HSK 40 A+C



Cut-off holder

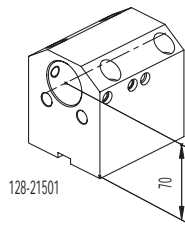


128-41503

Cut-off tool
25x25 mm



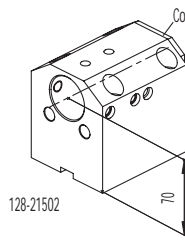
ACCESSORIES



128-21501

Boring bar holder

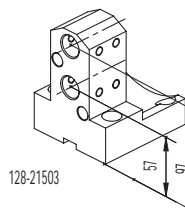
Ø40 mm



128-21502

Combi toolholder
for boring bar and
insertdrill with internal
coolant

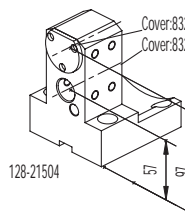
Ø40 mm



128-21503

Boring bar holder

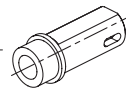
Ø20 mm



128-21504

Combi toolholder
for boring bar and
insertdrill with internal
coolant

Ø20 mm



Drill socket

114-34012 <MT1>
114-34013 <MT2>
114-34014 <MT3>



Boring bar sleeve

165-64089 (Ø10 mm)
165-64090 (Ø12 mm)
165-64091 (Ø16 mm)



Boring bar sleeve

165-64092 (Ø20 mm)
165-64093 (Ø25 mm)
165-64094 (Ø32 mm)



Throw-away drill socket

165-64095 (Ø20 mm)
165-64096 (Ø25 mm)
165-64097 (Ø32 mm)

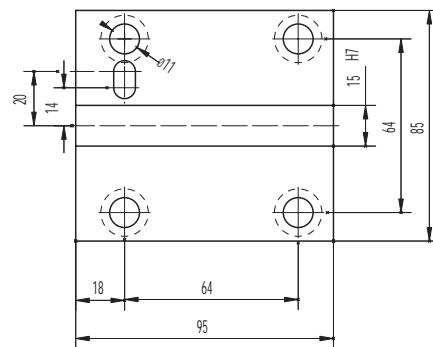


Boring bar sleeve

115-62027 (Ø8 mm)
115-62028 (Ø10 mm)
115-62029 (Ø12 mm)
115-62030 (Ø16 mm)

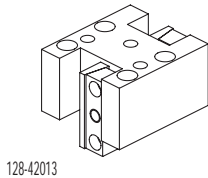
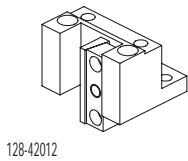
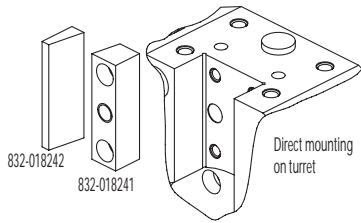


CONNECTION

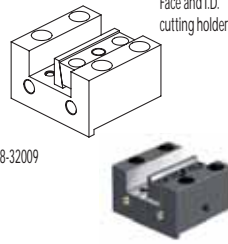


DOOSAN PUMA

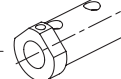
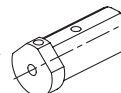
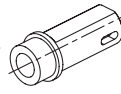
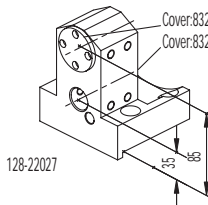
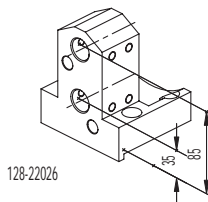
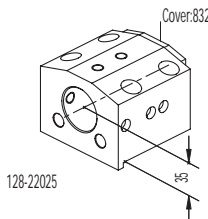
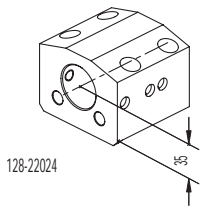
230S - 240S - LYNX210



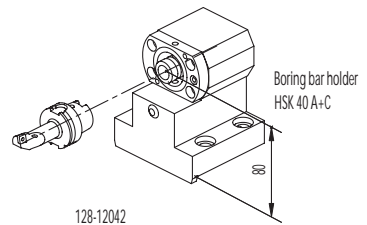
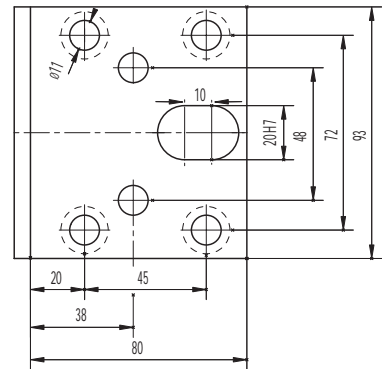
Qualified tool
25x25 mm



ACCESSORIES

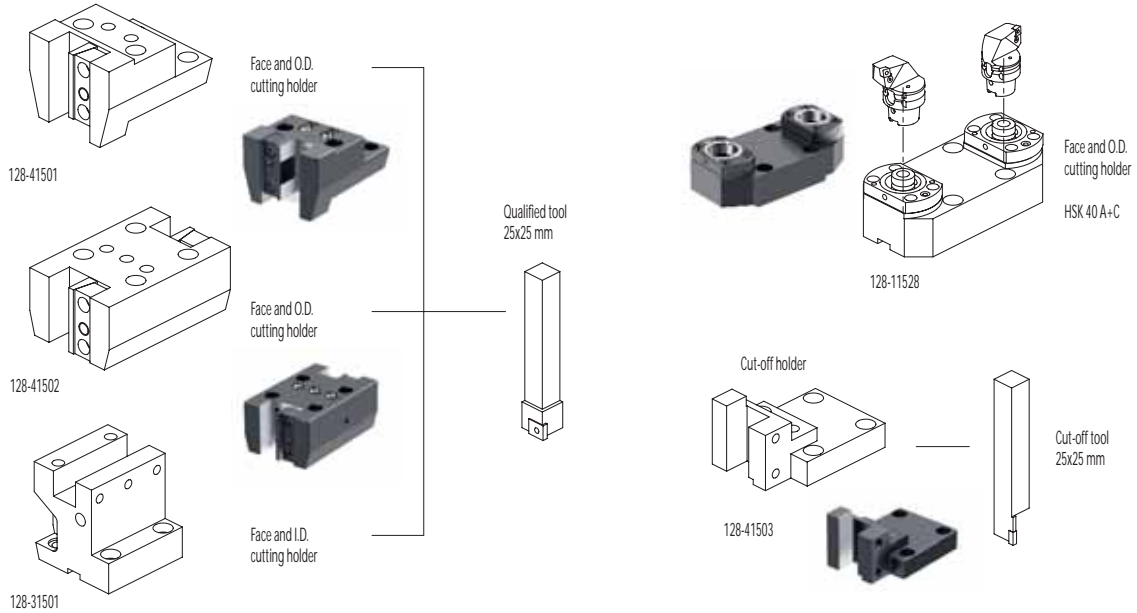


CONNECTION

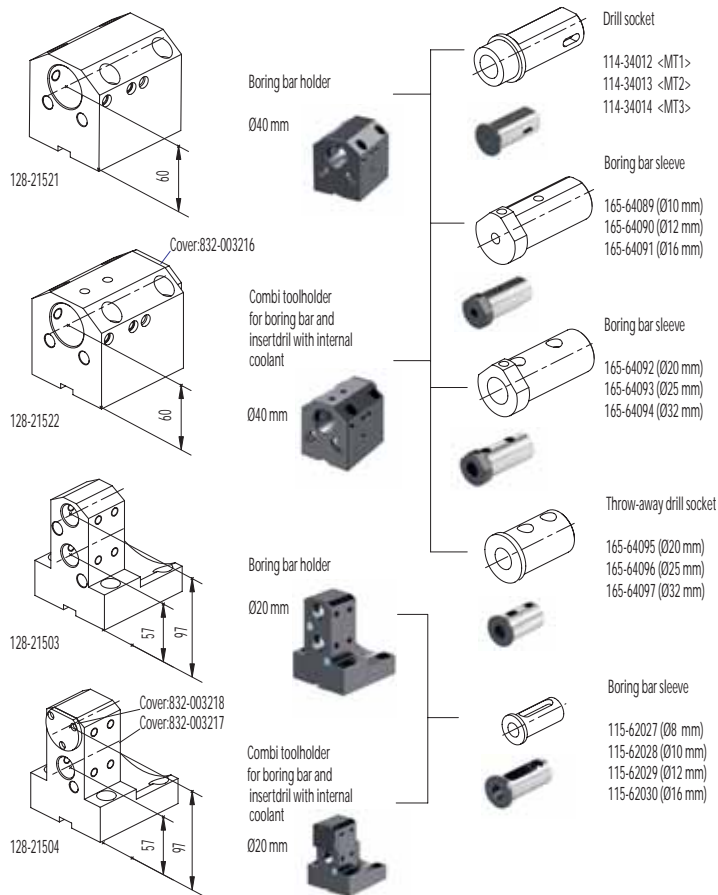


DOOSAN PUMA

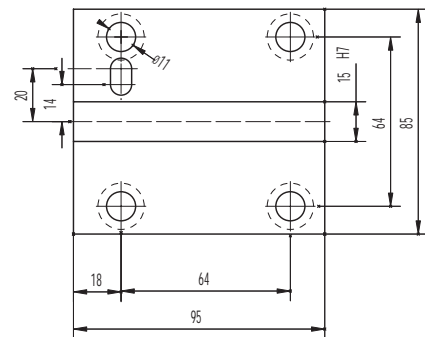
TT1500 SY - 2000 SY - 2500 SY
300M/MS - V400M



ACCESSORIES

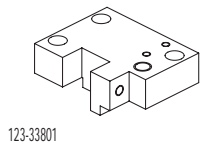


CONNECTION



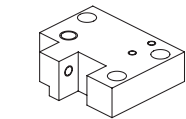
MAZAK NEXUS

SQT100/150



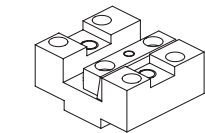
123-33801

Face and O.D. cutting holder



123-33802

Face and O.D. cutting holder

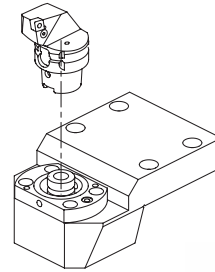


122-13801

Face and I.D. cutting holder



Qualified tool
20x20 mm



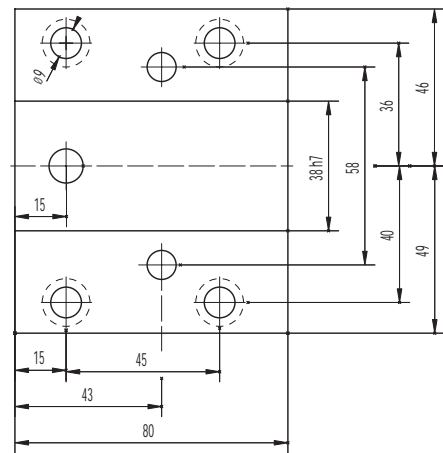
121-23803

Face and O.D. cutting holder

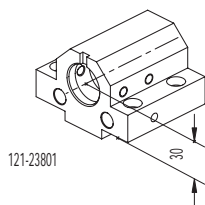
HSK 40 A+C



CONNECTION



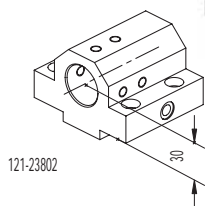
ACCESSORIES



121-23801

Boring bar holder

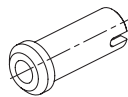
Ø32 mm



121-23802

Toolholder for insertdrill with internal coolant

Ø32 mm



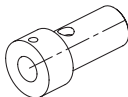
Drill socket

114-33215 <MT1>
114-33216 <MT2>



Boring bar sleeve

165-63241 (Ø8 mm)
165-63242 (Ø10 mm)
165-63243 (Ø12 mm)
165-63244 (Ø16 mm)



Boring bar sleeve

165-63245 (Ø20 mm)
165-63246 (Ø25 mm)




Throw-away drill socket

165-63247 (Ø20 mm)
165-63248 (Ø25 mm)

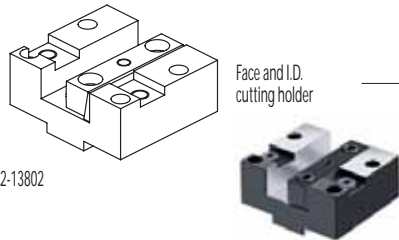
MAZAK NEXUS

QTN200/250



123-33803

Face and O.D. cutting holder



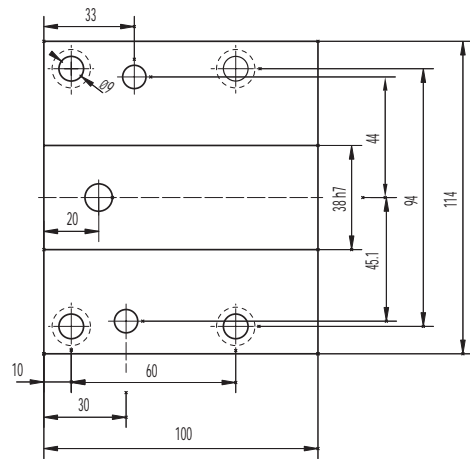
122-13802

Face and I.D. cutting holder

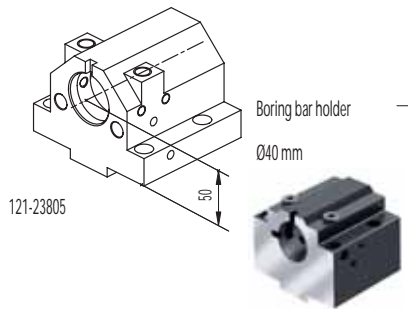


Qualified tool
25x25 mm

CONNECTION

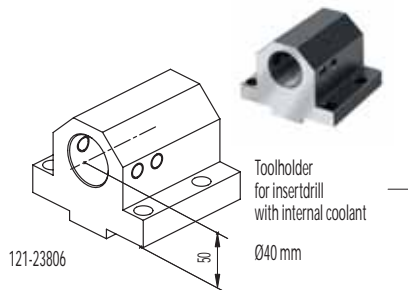


ACCESSORIES



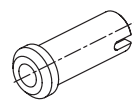
121-23805

Boring bar holder
Ø40 mm



121-23806

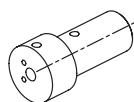
Toolholder for insertdrill with internal coolant
Ø40 mm



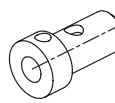
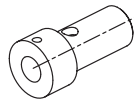
Drill socket
114-34015 <MT1>
114-34016 <MT2>
114-34017 <MT3>



Boring bar sleeve
165-64114 (Ø8 mm)
165-64115 (Ø10 mm)
165-64116 (Ø12 mm)
165-64117 (Ø16 mm)
165-64118 (Ø20 mm)



Boring bar sleeve
165-64119 (Ø25 mm)
165-64120 (Ø32 mm)



Throw-away drill socket
165-64121 (Ø20 mm)
165-64122 (Ø25 mm)
165-64123 (Ø32 mm)



WFL (HSK100)

Millturn 120

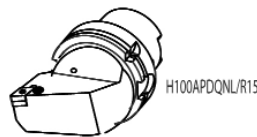
ICTM STANDARD



H100APCLNL/R16



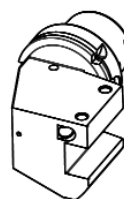
H100APDJNL/R15



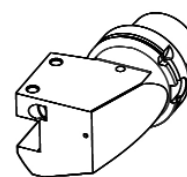
H100APDQNL/R15



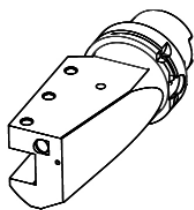
H100APSBNL/R19



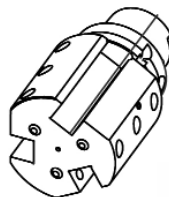
Axial toolholder.RH
32x32 mm
142-11601



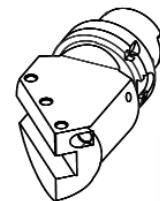
Axial toolholder.LH
32x32 mm
142-21601



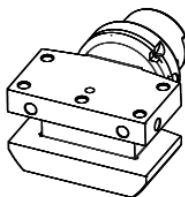
Axial toolholder long
142-21604 (25x25 mm,left)
142-11603 (25x25 mm,right)
142-21603 (32x32 mm,left)
142-11604 (32x32 mm,right)



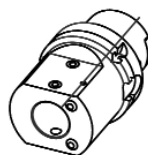
Axial toolholder
25x25 mm
142-21605 (left)
142-11605 (right)



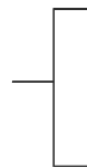
Toolholder 45°
25x25 mm
141-11601



Toolholder with multiple seats
32x32 mm
143-11601



Boring bar holder
Ø40 mm
145-21605

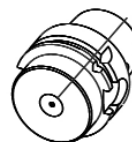


Boring bar sleeve

165-64124 (Ø10 mm)
165-64125 (Ø12 mm)
165-64126 (Ø16 mm)
165-64127 (Ø20 mm)



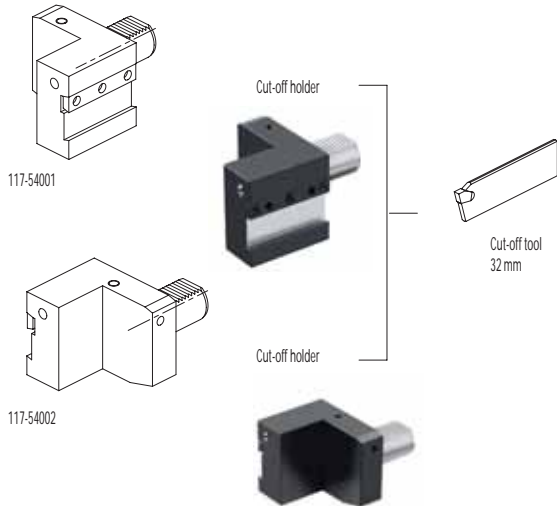
Boring bar sleeve
165-64128 (Ø25 mm)
165-64129 (Ø32 mm)



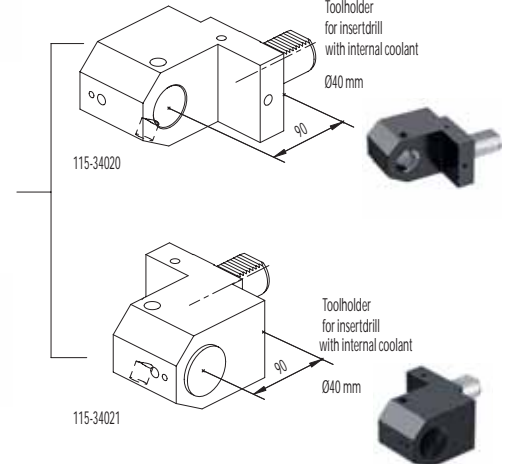
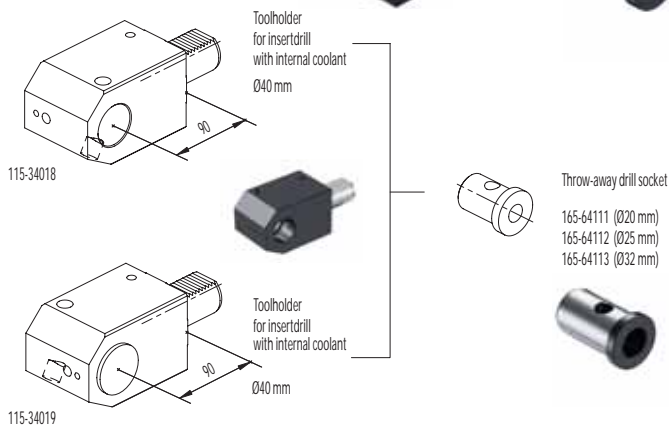
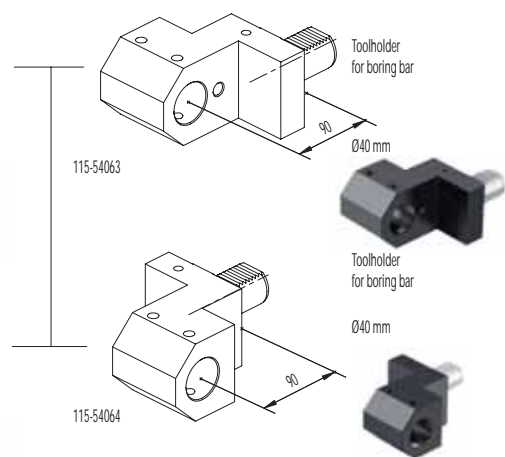
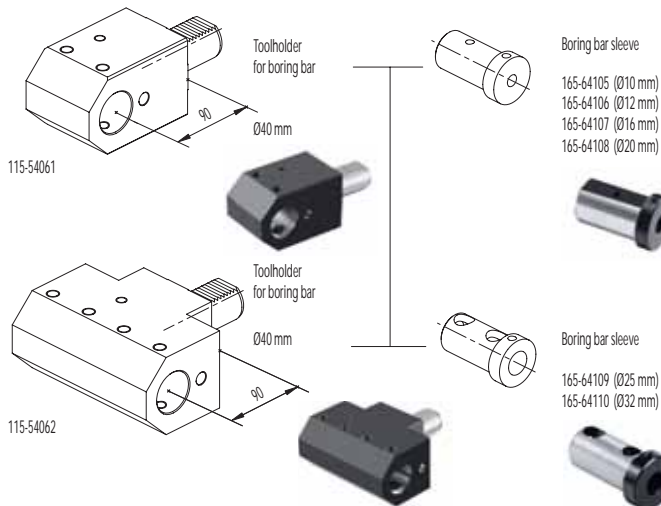
Blanking plug
140-30006 (HSK63A)
140-30007 (HSK100A)

TAKISAWA (VDI40)

TMM-250

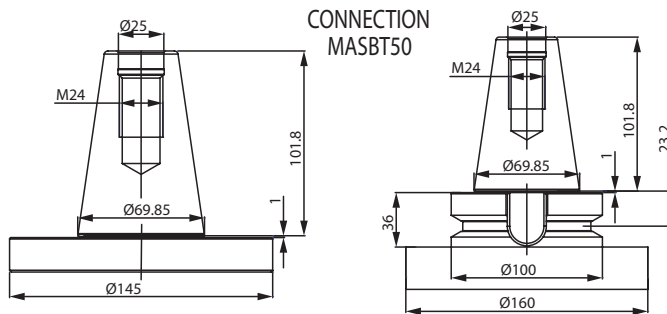


ACCESSORIES



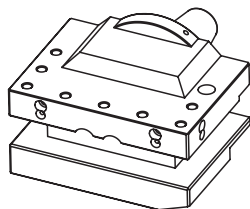
YOU JI

VTL1000, 1200, 1600, 2000, 2500
YV1000, 1200, 1600



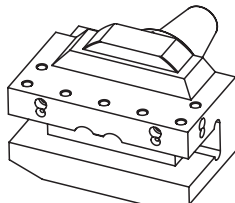
ATC series

ATC+C series
(Turning tool)



Face and O.D.
cutting holder

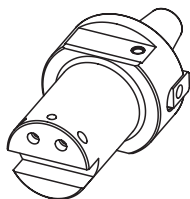
153-11501 32x32 L160



153-11504 32x32 L160

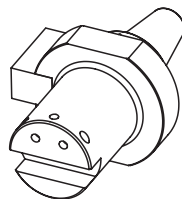


M3320 BT50H81GR1.DC
M3430 BT50H102GR2.DC
M3530 BT50H135GR3.DC

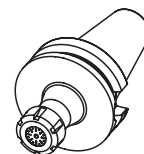


Face and O.D.
cutting holder

151-11505 25x25 L200

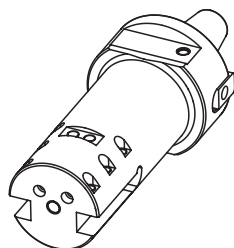


151-11504 25x25 L200



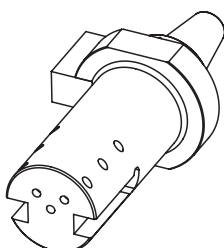
ER collet chuck

214-31438 BT50H100ER25 AD+B
214-31434 BT50H100ER32 AD+B
214-31436 BT50H100ER40 AD+B

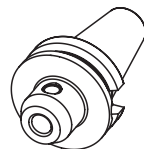


Face and I.D.
cutting holder

152-11507 25x25 L300

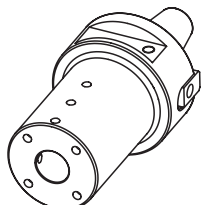


152-11508 25x25 L300



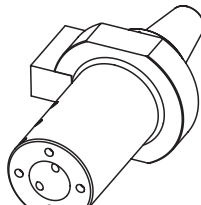
End mill holder

213-11430 BT50H80WE20 AD+B
213-11431 BT50H100WE25 AD+B
213-11432 BT50H105WE32 AD+B
213-11433 BT50H120WE40 AD+B

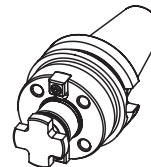


Toolholder
for boring bar

155-21503 D40 L215
155-21506 D60 L215
155-21505 D60 L315



155-21510 D40 L250
155-21508 D50 L250
155-21509 D60 L250



Facemill holder

216-71520 BT50H60D32F
216-21502 BT50H70D40
216-21503 BT50H80D60



PRODOTTI SPECIALI • SPECIAL TOOLS

