

NEW PRODUCT NEWS


QUAD-RUSH

expansion

'TQS' Insert and Holder Expansion

$0.5 \leq W < 5.3$

Up to
8.2mm



QUADRUSH

'TQS' Insert and Holder Expansion

The QUADRUSH is now available in an additional "TQS" type insert with widened widths up to 8.2 mm as both special or profile inserts. Currently, the QUADRUSH TQS can be ordered in standard or special geometries up to 5.2 mm. With this expansion, the QUADRUSH is now available for machining applications up to 8.2 mm.

TaeguTec will maintain stock of additional two blank sizes—6.4 mm and 8.4 mm—to supply tailor made inserts to quickly meet customer demand. All TQS inserts are available in 2 grades: TT9080, the multifunctional PVD coated carbide grade and the CT3000, an excellent cermet grade for improved surface quality and tool life in high speed cutting.

New tool holders have been added to accommodate the insert range expansion from 5.3 to 8.2 mm. The new horizontal TQHR/L holder is designed to be oriented perpendicular to suit the needs of end-users using gang and turret type lathes in grooving, parting and recessing applications.


With this latest expansion, the QUADRUSH has extended its reach to end-users requiring the highest productivity and economic tools that current QUADRUSH end-users experience.

FEATURES

- New TQS insert type is available up to 8.2mm for standard and tailor made machining
- TaeguTec will maintain the TQS insert blanks in total five sizes for quick delivery of both tailor made and standard items as well
- Inserts available in two grades: TT9080. CT3000
- 4 cutting edges with high positive rake angle
- TQHR/L...27-8 holders newly added for expanded width range: 5.3-8.2 mm
- New perpendicular TQHR/L holders for gang and turret lathes
- Unique and solid clamping system guarantee with high machining reliability.

Holder and insert selection

Parallel type



TQHR/L ..-27



Insert W range
 $0.5 \leq W < 5.3$



TQHR/L ..-27-8



Insert W range
 $5.3 \leq W \leq 8.2$

Perpendicular type



TQHPR/L ..-27



Insert W range
 $0.5 \leq W < 5.3$

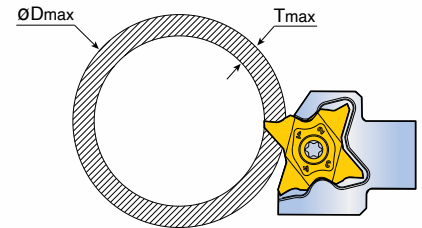
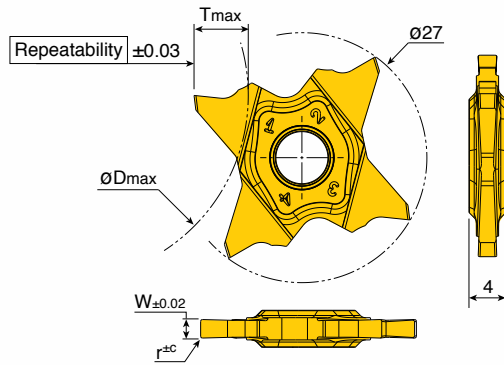


TQHPR/L ..-27-8



Insert W range
 $5.3 \leq W \leq 8.2$

TQS 27 -For precision grooving, straight cutting edges with high positive rake angle Insert



r	C
r ≤ 0.1	0.02
0.1 < r ≤ 0.4	0.03
r > 0.4	0.05

Designation	W±0.02 ⁽¹⁾	r	Tmax	ØDmax											Grade		Feed (mm/rev)
				T≤3.0	T≤3.5	T≤4.0	T≤4.5	T≤5.0	T≤5.5	T≤5.7	T≤6.0	T≤6.2	T≤6.4	TT9080	CT3000		
TQS 27-1.00-0.10	1.00	0.10	3.5	N.L.	600	280	180	130	-					•	•	0.03-0.07	
TQS 27-1.50-0.20	1.50	0.20	5.7						50	35				•	•	0.03-0.10	
TQS 27-2.00-0.20	2.00	0.20	6.4						105	85	60	50	30	•	•	0.04-0.10	
TQS 27-2.39-0.15	2.39	0.15	5.7						50	35				•	•	0.04-0.15	
TQS 27-2.50-0.20	2.50	0.20	5.7						50	35				•	•	0.04-0.15	
TQS 27-3.00-0.20	3.00	0.20	6.4						135	105	95	85	78	55	•	•	0.04-0.15

• ⁽¹⁾ Other sizes of width from 0.5mm up to 8.2mm can be supplied as special
• N.L. = No limit

Special profile inserts



