

# NEW PRODUCT NEWS

# TOP SLOT



## New Slotting Line with 3-edge Mill Grooving Inserts



# TOPSLOT

## New Slotting Line with 3-edge Mill Grooving Inserts

### FEATURES

- **3 cutting edges insert for economy: one cutting edge breaks, two other remain**
- **Two cutter types - General type width of cut: 1.2-4.0 mm**
  - "B" type width of cut: 4.01-6.0 mm
- **Cutter designed with a bottom relief for shallow face machining**
- **TOPSLOT line includes finer pitch cutters in the same diameter range as the competition for maximum productivity**

TaeguTec has launched a new line of economic mill grooving inserts and cutters capable of both internal and external grooving in a width range from 1.2 - 6.0 mm.


The new 3-edge inserts are available for slotting depths up to 4.8 mm and are precision ground for accuracy when machining.

The superior design of the new TOPSLOT line enables closer pitch and thus higher productivity compared to the competition. Moreover the insert's strong design with reinforced support gives better security and prevention from breakage.

TOPSLOT, with three cutting edges, means economy in mill grooving credit to multiple cutting edges-lose one cutting edge, two more remain.

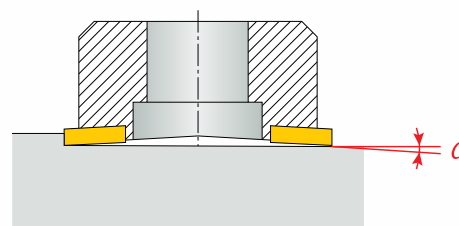
The new cutters are available in a diameter range between 32.2 mm and 80 mm. Moreover, the TOPSLOT cutters are designed with a bottom relief that enables shallow face machining.





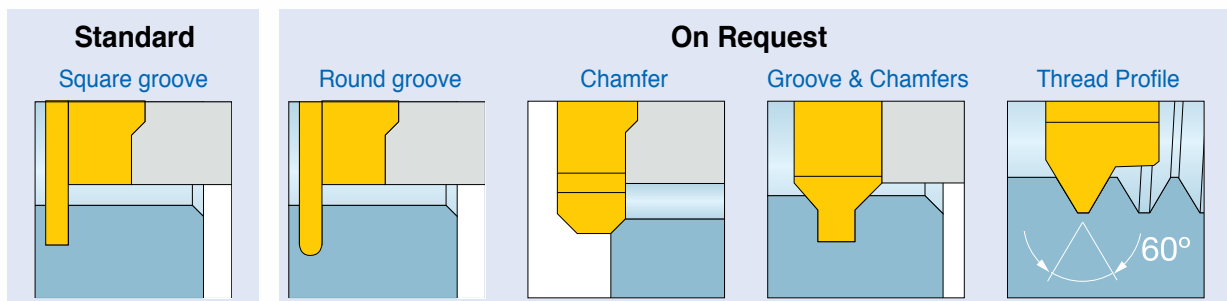
### Advantages

- Thick, strong cutting edges offer higher productivity than the competition
- Cutter's bottom relief means inserts are slightly tilted in the pocket allowing for shallow face machining

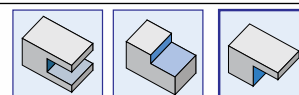
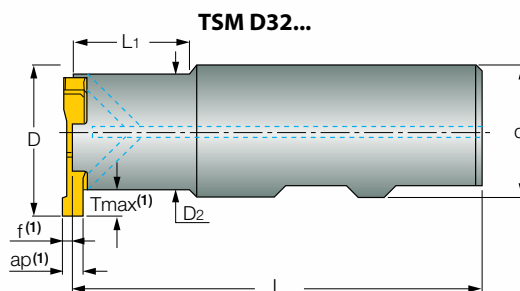
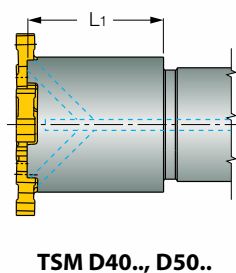


### Application

- TOPSLOT line is designed for optimal machining across a wide range of industries including automotive and aerospace hydraulic components where precision groove milling is required
- TOPSLOT is dedicated to circle clips, O-rings and retaining grooves



# Endmill type



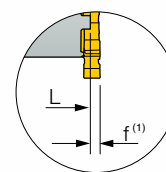
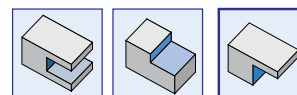
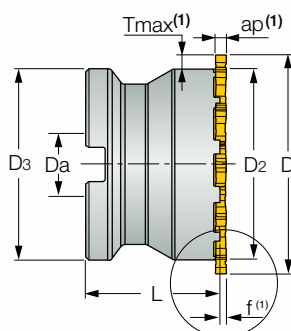
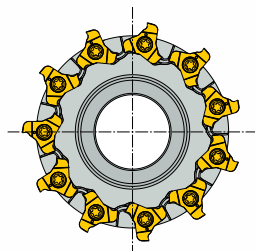
Designation	Dimension (mm)						Insert
	D	D <sub>2</sub>	d	Z	L <sub>1</sub>	L	
<b>TSM D32-W25-3Z-TS16</b>	32.2	21.7	25	3	52.3	110	TS16-1.20-4.0
<b>TSM D32-W25-3Z-B-TS16</b>	32.2	21.7	25	3	52.3	110	TS16-4.01-6.0
<b>TSM D40-W25-4Z-TS16</b>	40	29.7	25	4	30	110	TS16-1.20-4.0
<b>TSM D40-W25-4Z-B-TS16</b>	40	29.7	25	4	30	110	TS16-4.01-6.0
<b>TSM D50-W32-6Z-TS16</b>	50	39.7	32	6	30	110	TS16-1.20-4.0

- (1) Refer to insert data
- (2) Minimum bore diameter = 33 mm.
- (3) For inserts with W=4.01-6.00 mm order tools with "-B" suffix (deeper pockets).  
For example: TSM D50-W32-6Z-B-TS16  
Clamping screw: TS 400971-N3.5 (TS 400971 for the deep pocket)  
Wrench: TD15

## Dimensions Related to Inserts:

Designation	Tmax	ap	TSM D...-W...-...Z-TS16 f	TSM D...-W...-...Z-B-TS16 f
<b>TS16-1.2-R0.05 TT9030</b>	4.6	1.20	0.5	
<b>TS16-1.4-R0.1 TT9030</b>	4.8	1.40	0.5	
<b>TS16-1.5-R0.1 TT9030</b>	4.8	1.50	0.5	
<b>TS16-1.7-R0.1 TT9030</b>	4.8	1.70	0.5	
<b>TS16-1.95-R0.15 TT9030</b>	4.8	1.95	0.5	
<b>TS16-2.0-R0.2 TT9030</b>	4.8	2.00	0.5	
<b>TS16-2.25-R0.15 TT9030</b>	4.8	2.25	0.75	
<b>TS16-2.75-R0.15 TT9030</b>	4.8	2.75	1.39	
<b>TS16-3.0-R0.2 TT9030</b>	4.8	3.00	1.39	
<b>TS16-3.25-R0.15 TT9030</b>	4.8	3.25	1.39	
<b>TS16-4.0-R0.2 TT9030</b>	4.8	4.00	2.43	
<b>TS16-4.25-R0.15 TT9030</b>	4.8	4.25		0.95
<b>TS16-5.0-R0.2 TT9030</b>	4.8	5.00		2.15
<b>TS16-5.25-R0.15 TT9030</b>	4.8	5.25		2.15
<b>TS16-6.0-R0.2 TT9030</b>	4.8	6.00		3.15

## Flange type



Designation	Dimension (mm)						Arbor Style	Insert
	D	Da	D2	D3	Z	L		
<b>TSM D50-22R-6Z-TS16</b>	50	22	39.7	39.7	6	39	A	TS16-1.20-4.0
<b>TSM D50-22R-6Z-B-TS16</b>	50	22	39.7	39.7	6	39	A	TS16-4.01-6.0
<b>TSM D63-22R-8Z-TS16</b>	63	22	52.7	40	8	39	A	TS16-1.20-4.0
<b>TSM D63-22R-8Z-B-TS16</b>	63	22	52.7	40	8	39	A	TS16-4.01-6.0
<b>TSM D80-27R-11Z-TS16</b>	80	27	69.7	69.7	11	49	B	TS16-1.20-4.0
<b>TSM D80-27R-11Z-B-TS16</b>	80	27	69.7	69.7	11	49	B	TS16-4.01-6.0

(1) Refer to insert data

(2) For inserts with W=4.01-6.00 mm order tools with "-B" suffix (deeper pockets).

For example: TSM D50-W32-6Z-B-TS16

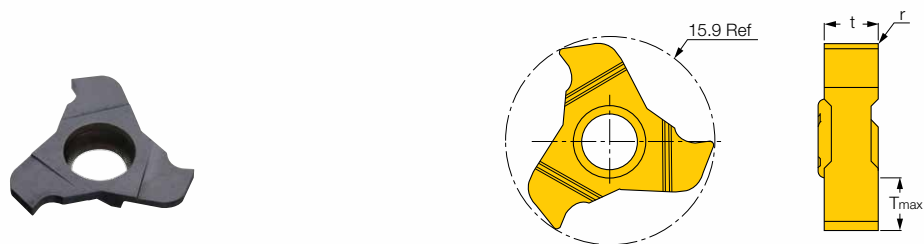
Clamping screw: TS 400971-N3.5 (TS 400971 for the deep pocket)

Wrench: TD15

### Dimensions Related to Inserts:

Designation	Tmax	ap	TSM D...-W...-...Z-TS16 f	TSM D...-W...-...Z-B-TS16 f
<b>TS16-1.2-R0.05 TT9030</b>	4.6	1.20	0.5	
<b>TS16-1.4-R0.1 TT9030</b>	4.8	1.40	0.5	
<b>TS16-1.5-R0.1 TT9030</b>	4.8	1.50	0.5	
<b>TS16-1.7-R0.1 TT9030</b>	4.8	1.70	0.5	
<b>TS16-1.95-R0.15 TT9030</b>	4.8	1.95	0.5	
<b>TS16-2.0-R0.2 TT9030</b>	4.8	2.00	0.5	
<b>TS16-2.25-R0.15 TT9030</b>	4.8	2.25	0.75	
<b>TS16-2.75-R0.15 TT9030</b>	4.8	2.75	1.39	
<b>TS16-3.0-R0.2 TT9030</b>	4.8	3.00	1.39	
<b>TS16-3.25-R0.15 TT9030</b>	4.8	3.25	1.39	
<b>TS16-4.0-R0.2 TT9030</b>	4.8	4.00	2.43	
<b>TS16-4.25-R0.15 TT9030</b>	4.8	4.25		0.95
<b>TS16-5.0-R0.2 TT9030</b>	4.8	5.00		2.15
<b>TS16-5.25-R0.15 TT9030</b>	4.8	5.25		2.15
<b>TS16-6.0-R0.2 TT9030</b>	4.8	6.00		3.15

# Insert



Designation	t	r	Tmax	fz(mm/tooth)	TT9030
<b>TS16-1.2-R0.05</b>	1.20	0.05	4.60	0.02-0.08	●
<b>TS16-1.4-R0.1</b>	1.40	0.10	4.80	0.02-0.10	●
<b>TS16-1.5-R0.1</b>	1.50	0.10	4.80	0.03-0.12	●
<b>TS16-1.7-R0.1</b>	1.70	0.10	4.80	0.03-0.12	●
<b>TS16-1.95-R0.15</b>	1.95	0.15	4.80	0.04-0.15	●
<b>TS16-2.0-R0.2</b>	2.00	0.20	4.80	0.04-0.15	●
<b>TS16-2.25-R0.15</b>	2.25	0.15	4.80	0.04-0.15	●
<b>TS16-2.75-R0.15</b>	2.75	0.15	4.80	0.04-0.20	●
<b>TS16-3.0-R0.2</b>	3.00	0.20	4.80	0.04-0.20	●
<b>TS16-3.25-R0.15</b>	3.25	0.15	4.80	0.04-0.20	●
<b>TS16-4.0-R0.2</b>	4.00	0.20	4.80	0.05-0.25	●
<b>TS16-4.25-R0.15</b>	4.25	0.15	4.80	0.05-0.25	●
<b>TS16-5.0-R0.2</b>	5.00	0.20	4.80	0.05-0.30	●
<b>TS16-5.25-R0.15</b>	5.25	0.15	4.80	0.05-0.30	●
<b>TS16-6.0-R0.2</b>	6.00	0.20	4.80	0.05-0.30	●